

AWARDS CONFERRED BY LEVEL, 2000-01 THROUGH 2011-12

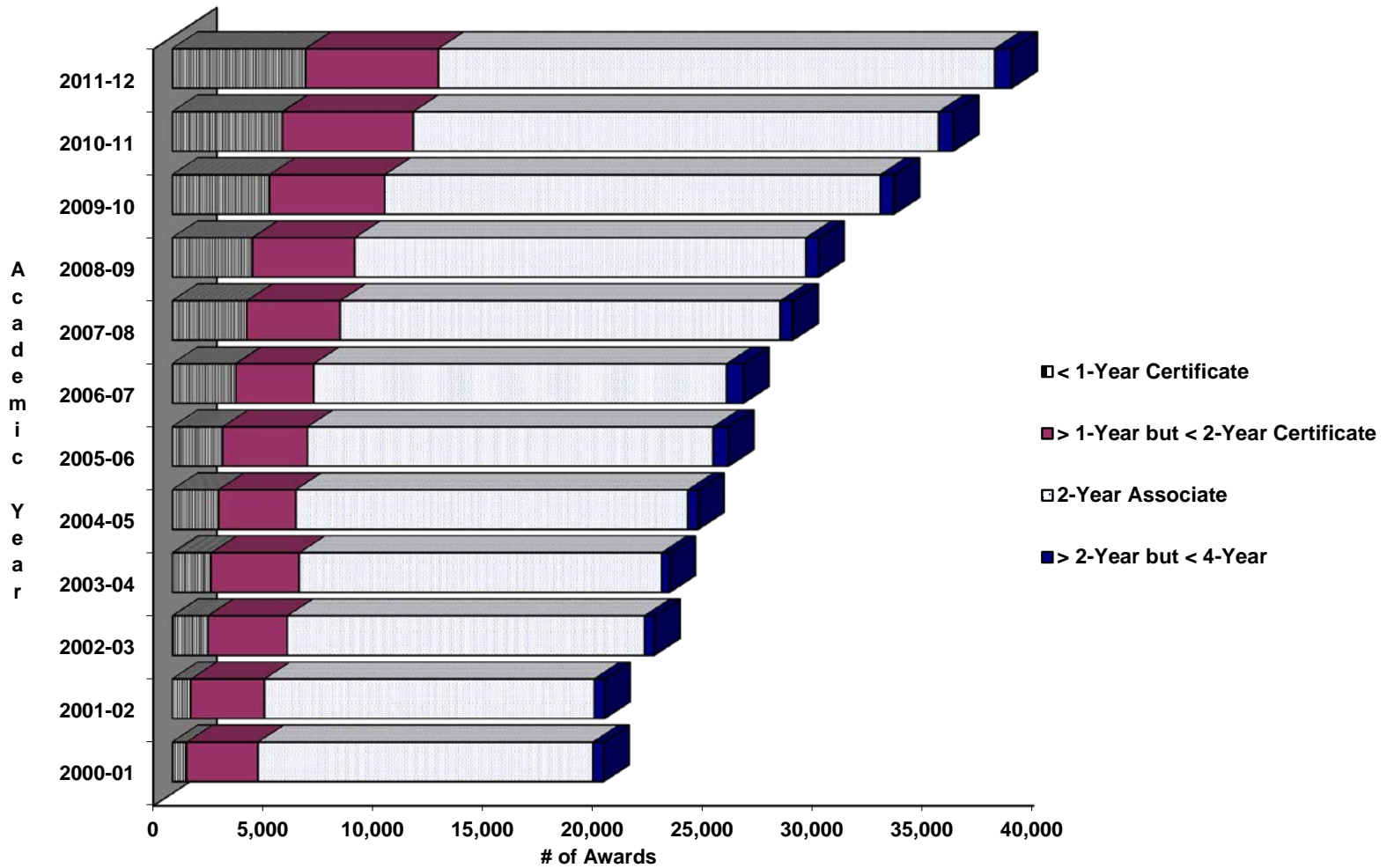
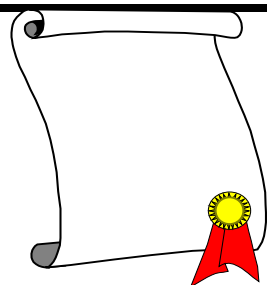


TABLE 30: AWARDS CONFERRED BY LEVEL, 2011-12



Degree Level	Total for Community Colleges			Special Populations					
	Men	Women	Total Awards	Individ. With Disabilities	Economically Disadvantaged	Non-Traditional	Single Parent	Displaced Homemaker	LEP
< 1-Year	2,704	3,351	6,055	193	870	60	149	35	109
> 1-Year but < 2-Year	2,400	3,632	6,032	104	1,023	153	83	42	31
2-Year Certificate/Associate	9,945	15,346	25,291	722	3,841	656	338	117	281
> 2-Year but < 4-Year	239	525	764	16	106	19	18	2	13
TOTAL	15,288	22,854	38,142	1,035	5,840	888	588	196	434

AWARDS CONFERRED BY ETHNICITY, 2011-12

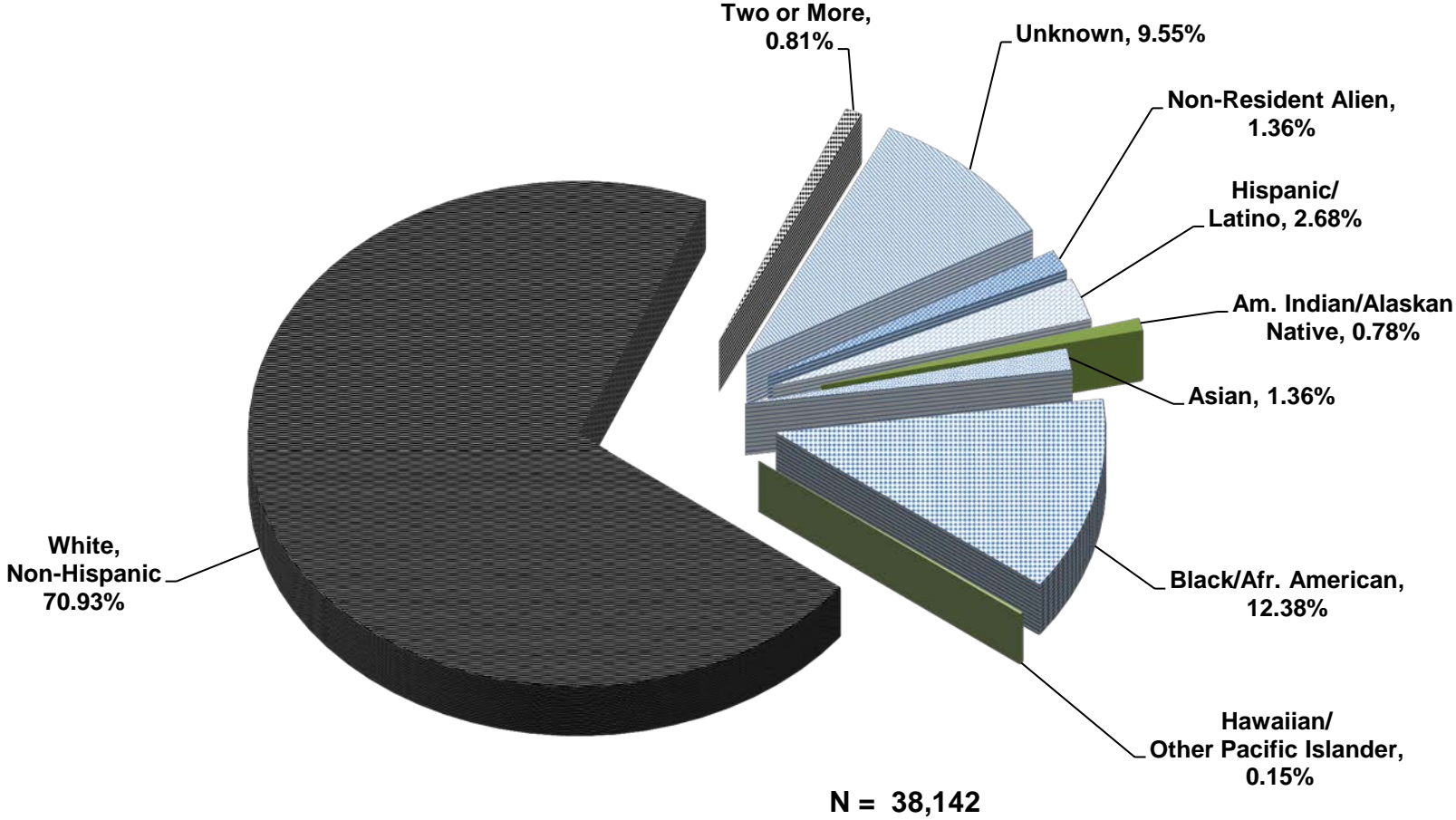


TABLE 31: AWARDS CONFERRED BY COMMUNITY COLLEGE, ETHNICITY, AND GENDER, 2011-12

Community College	Non-Resident Alien		Hispanic/Latino		Am. Indian/Alaskan Native		Asian American		Black, Non-Hispanic		Hawaiian/Other Pacific Islander		White Non-Hispanic		Two or More		Unknown		Total Men	Total Women	GRAND TOTAL
	Men	Wom	Men	Wom	Men	Wom	Men	Wom	Men	Wom	Men	Wom	Men	Women	Men	Wom	Men	Wom	Men	Wom	TOTAL
Alpena	0	0	3	0	4	1	2	1	2	0	0	1	176	209	0	0	0	0	187	212	399
Bay De Noc	0	0	0	0	3	9	0	0	0	1	0	0	123	280	1	0	80	52	207	342	549
Mott	6	1	26	31	4	14	3	3	114	245	0	0	484	706	1	8	110	195	748	1,203	1,951
Delta	4	3	43	67	3	7	7	5	48	125	0	0	972	1,132	16	27	27	28	1,120	1,394	2,514
Glen Oaks	1	0	0	3	0	0	2	1	3	1	0	0	70	207	0	1	0	1	76	214	290
Gogebic	0	0	2	0	2	3	0	1	0	2	0	0	94	150	0	0	2	3	100	159	259
Grand Rapids	2	1	51	61	5	10	24	25	73	111	0	0	629	823	0	0	24	26	808	1,057	1,865
Henry Ford	19	16	29	25	2	9	11	15	146	250	0	0	377	514	1	1	178	264	763	1,094	1,857
Jackson	0	2	12	15	7	5	2	8	19	28	0	0	476	611	2	1	19	21	537	691	1,228
Kalamazoo Valley	6	4	34	22	3	3	6	13	42	86	0	0	575	644	0	0	36	32	702	804	1,506
Kellogg	0	5	6	23	7	3	1	16	30	63	0	0	324	671	1	0	26	48	395	829	1,224
Kirtland	1	0	0	3	2	4	0	1	0	1	0	2	141	228	0	0	2	3	146	242	388
Lake Michigan	0	0	13	13	1	2	1	3	14	47	0	0	139	231	0	4	7	9	175	309	484
Lansing	26	23	40	69	12	15	21	51	83	149	12	16	939	1,622	11	28	183	306	1,327	2,279	3,606
Macomb	40	54	21	11	7	9	30	28	110	112	0	1	1,247	1,339	1	2	379	356	1,835	1,912	3,747
Mid Michigan	1	0	6	12	2	12	0	0	11	4	2	0	266	592	0	1	13	15	301	636	937
Monroe County	0	1	7	10	0	0	3	3	5	7	0	0	165	322	0	0	18	23	198	366	564
Montcalm	0	2	3	0	0	0	1	1	0	0	0	0	86	243	2	5	1	14	93	265	358
Muskegon	3	1	3	11	6	4	1	5	13	31	0	0	185	337	2	7	43	37	256	433	689
North Central Michigan	0	0	3	4	7	17	0	1	1	1	0	1	97	222	2	1	12	27	122	274	396
Northwestern Michigan	4	2	4	12	3	7	3	1	1	5	0	0	386	462	1	3	29	20	431	512	943
Oakland	66	130	33	56	4	17	23	33	115	300	5	4	719	1,143	10	29	79	73	1,054	1,785	2,839
St. Clair County	9	6	4	13	2	6	1	1	6	8	0	0	214	421	2	2	2	0	240	457	697
Schoolcraft	12	16	22	29	6	3	14	39	44	97	2	2	577	887	3	3	90	115	770	1,191	1,961
Southwestern Michigan	2	5	2	3	4	4	1	2	9	13	0	0	136	255	3	8	5	9	162	299	461
Washtenaw	14	24	45	68	9	11	24	45	150	317	7	1	1,102	1,306	41	69	166	168	1,558	2,009	3,567
Wayne County	3	5	13	29	5	10	13	21	537	1,138	0	0	258	339	0	4	69	192	898	1,738	2,636
West Shore	0	0	4	3	0	2	2	1	0	4	0	0	67	135	3	1	3	2	79	148	227
TOTAL	219	301	429	593	110	187	196	324	1,576	3,146	28	28	11,024	16,031	103	205	1,603	2,039	15,288	22,854	38,142

TABLE 32: AWARDS CONFERRED BY PROGRAM, ETHNICITY, AND GENDER, 2011-12

CIP Code	Program	Non-Res. Alien	Hispanic/Latino	American Indian	Asian American	Black, Non-Hispanic	Native Hawaiian/Oth Pacific Isl.	White, Non-Hispanic	Two or More	Unknown	Total		GRAND TOTAL
											Men	Women	
01.0101	Agricultural Business and Management, General.	0	0	0	0	0	0	3	0	1	2	2	4
01.0106	Agricultural Business Technology (NEW)	0	0	0	0	0	0	1	0	0	1	0	1
01.0304	Crop Production	0	0	0	0	0	0	1	0	0	1	0	1
01.0603	Ornamental Horticulture	0	0	0	0	1	0	9	0	2	2	10	12
01.0605	Landscaping and Groundskeeping	0	1	0	1	2	0	22	0	0	9	17	26
01.0607	Turf and Turfgrass Management	0	0	0	0	0	0	1	0	0	0	1	1
03.0101	Natural Resources/Conservation, General.	0	0	0	0	0	0	2	0	0	1	1	2
03.0205	Water, Wetlands, and Marine Resources Managemen	0	0	0	0	0	0	4	0	0	2	2	4
03.0501	Forestry, General.	0	0	0	0	0	0	1	0	0	1	0	1
03.0511	Forestry Technology/Technician (NEW)	0	0	0	0	0	0	0	0	1	1	0	1
04.0201	Architecture.	0	0	0	0	0	0	2	0	0	2	0	2
04.0901	Architectural Technology/Technician.	1	2	0	0	5	0	21	1	5	25	10	35
04.9999	Architecture and Related Services, Other.	0	0	0	0	0	0	5	0	1	5	1	6
09.0101	Speech Communication and Rhetoric.	1	1	0	0	2	0	0	0	1	0	5	5
09.0102	Mass Communication/Media Studies.	0	3	0	0	7	0	12	0	4	17	9	26
09.0199	Communication and Media Studies, Other.	0	0	0	0	0	0	1	0	0	0	1	1
09.0401	Journalism.	1	1	0	0	1	0	8	0	3	6	8	14
09.0402	Broadcast Journalism.	0	0	0	0	1	0	5	1	0	4	3	7
09.0701	Radio and Television.	0	2	0	0	1	0	12	0	3	15	3	18
09.0902	Public Relations/Image Management.	0	0	0	0	4	0	2	0	0	2	4	6
10.0105	Communications Technology/Technician.	0	0	0	0	0	0	1	0	0	1	0	1
10.0201	Photographic and Film/ Video Technology/T	0	0	0	0	0	0	1	0	0	1	0	1
10.0202	Radio and Television Broadcasting Technology/Tect	0	0	0	0	5	0	11	0	1	11	6	17
10.0203	Recording Arts Technology/Technician.	0	0	1	1	4	0	20	0	6	29	3	32
10.0301	Audiovisual Communications Technologies/Technici	0	0	0	0	0	0	2	0	0	0	2	2
10.0304	Animation, Interactive Technology, Video Graphics a	2	1	2	0	3	0	22	0	6	27	9	36
10.0305	Graphic and Printing Equipment Operator, General F	0	0	0	0	1	0	0	0	0	1	0	1
11.0101	Computer and Information Sciences, General.	0	0	0	2	3	0	10	0	3	14	4	18
11.0103	Information Technology.	0	0	0	1	2	0	36	0	6	33	12	45
11.0199	Computer and Information Sciences, Other.	0	0	0	0	0	0	9	0	0	6	3	9
11.0201	Computer Programming/Programmer, General.	8	4	0	4	20	0	144	1	15	160	36	196
11.0202	Computer Programming, Specific Applications.	11	6	0	6	11	3	98	0	11	87	59	146
11.0203	Computer Programming, Vendor/Product C	0	1	0	0	10	0	7	0	3	14	7	21
11.0299	Computer Programming, Other (NEW)	0	0	0	0	0	0	2	0	0	1	1	2
11.0301	Data Processing and Data Processing Technology/T	0	2	0	0	0	0	15	0	0	15	2	17
11.0401	Information Science/Studies	0	0	0	0	0	0	1	0	0	1	0	1
11.0501	Computer Systems Analysis/Analyst.	1	2	0	2	5	0	44	0	2	45	11	56
11.0601	Data Entry/Microcomputer Applications, General.	0	0	1	0	12	0	44	0	3	5	55	60
11.0602	Word Processing.	0	0	0	1	5	0	21	0	1	1	27	28
11.0699	Data Entry/Microcomputer Applications, Oth	0	0	0	0	0	0	1	0	0	0	1	1
11.0701	Computer Science.	0	0	0	0	0	0	1	0	0	1	0	1
11.0801	Web Page, Digital/Multimedia and Information Resou	0	4	1	1	5	0	90	3	10	54	60	114
11.0802	Data Modeling/Warehousing and Database Administ	0	0	0	1	2	1	8	0	1	3	10	13
11.0803	Computer Graphics.	1	2	2	0	9	0	55	0	8	51	26	77
11.0899	Computer Software and Media Applications, Other.	0	0	0	1	0	0	11	0	2	8	6	14
11.0901	Computer Systems Networking and Telecommunica	1	5	3	2	29	1	304	0	44	335	54	389

TABLE 32: AWARDS CONFERRED BY PROGRAM, ETHNICITY, AND GENDER, 2011-12

CIP Code	Program	Non-Res. Alien	Hispanic/Latino	American Indian	Asian American	Black, Non-Hispanic	Native Hawaiian/Oth Pacific Isl.	White, Non-Hispanic	Two or More	Unknown	Total		GRAND TOTAL
											Men	Women	
11.1001	Network and System Administration/Administrator.	1	4	1	0	5	0	38	0	3	43	9	52
11.1002	System, Networking, and LAN/WAN Management/M	2	1	0	1	3	0	49	2	9	59	8	67
11.1003	Computer and Information Systems Security/Informa	2	0	1	0	8	0	63	1	17	78	14	92
11.1004	Web/Multimedia Management and Webmaster.	2	1	0	0	2	0	34	0	2	28	13	41
11.1006	Computer Support Specialist.	1	2	0	1	5	0	13	0	1	10	13	23
11.1099	Computer/Information Technology Services Adminis	1	0	0	0	2	0	8	1	1	10	3	13
11.9999	Computer and Information Sciences and Support Se	0	0	0	2	3	1	37	0	7	41	9	50
12.0301	Funeral Service and Mortuary Science, General.	0	0	0	0	0	0	1	0	0	0	1	1
12.0303	Mortuary Science and Embalming/Embalmer	0	0	0	0	2	0	0	0	1	1	2	3
12.0401	Cosmetology/Cosmetologist, General.	0	0	1	0	14	0	27	1	7	0	50	50
12.0410	Nail Technician/Specialist and Manicurist.	0	0	0	0	1	0	0	0	0	0	1	1
12.0412	Salon/Beauty Salon Management/Manager.	0	2	0	0	5	0	19	0	2	1	27	28
12.0501	Baking and Pastry Arts/Baker/Pastry Chef.	2	5	1	1	10	0	131	1	19	41	129	170
12.0503	Culinary Arts/Chef Training.	4	6	6	4	46	0	244	0	55	183	182	365
12.0504	Restaurant, Culinary, and Catering Management/Ma	0	1	1	2	7	0	45	0	7	19	44	63
12.0505	Food Preparation/Professional Cooking/Kitchen Assi	0	1	0	0	3	0	15	0	4	13	10	23
12.0507	Food Service, Waiter/Waitress, and Dining Room M:	0	0	0	0	2	0	0	0	1	1	2	3
12.0508	Institutional Food Workers	0	2	1	0	4	0	15	0	3	11	14	25
13.0101	Education, General.	1	3	0	0	3	0	71	0	8	31	55	86
13.1001	Special Education and Teaching, General.	0	2	1	0	5	0	2	0	5	2	13	15
13.1006	Education/Teaching of Individuals with Mental Retar	0	0	0	0	0	0	1	0	0	0	1	1
13.1202	Elementary Education and Teaching.	3	2	1	0	31	0	149	1	19	47	159	206
13.1205	Secondary Education and Teaching.	1	4	2	0	13	0	68	3	14	39	66	105
13.1210	Early Childhood Education and Teaching.	0	4	2	0	7	0	107	0	6	0	126	126
13.1309	Technology Teacher Education/Industrial Arts Teach	0	0	0	0	0	0	1	0	0	1	0	1
13.1312	Music Teacher Education.	0	0	0	0	1	0	3	0	0	1	3	4
13.1314	Physical Education Teaching and Coaching.	0	0	1	0	1	0	9	0	3	12	2	14
13.1324	Drama and Dance Teacher Education	0	0	0	0	0	0	1	0	0	0	1	1
13.1501	Teacher Assistant/Aide.	2	0	0	0	0	1	19	0	3	1	24	25
13.9999	Education, Other	0	0	0	1	1	0	2	0	1	3	2	5
14.0101	Engineering, General.	7	4	0	1	6	0	45	0	11	62	12	74
14.0102	Pre-Engineering.	1	1	0	0	0	0	12	0	0	12	2	14
14.3601	Manufacturing Engineering.	0	0	0	0	0	0	2	0	0	2	0	2
14.4201	Mechatronics, Robotics, and Automation Engineerin	0	0	0	0	1	0	2	0	0	3	0	3
14.9999	Engineering, Other.	1	0	0	0	0	0	4	0	1	3	3	6
15.0000	Engineering Technology, General.	0	1	0	0	4	0	80	0	5	59	31	90
15.0101	Architectural Engineering Technology/Technician.	0	0	0	0	3	0	30	0	2	28	7	35
15.0201	Civil Engineering Technology/Technician.	0	3	0	0	1	0	43	0	6	53	0	53
15.0303	Electrical, Electronic and Communications Engineeri	4	5	1	1	22	0	186	1	21	221	20	241
15.0399	Electrical and Electronic Engineering Technologies/T	0	1	0	0	9	0	13	0	2	22	3	25
15.0401	Biomedical Technology/Technician.	3	1	0	3	3	0	36	0	5	48	3	51
15.0403	Electromechanical Technology/Electromechanical Ei	1	1	0	2	0	0	30	0	4	35	3	38
15.0405	Robotics Technology/Technician.	1	2	1	0	5	0	25	1	5	39	1	40
15.0501	Heating, Ventilation, Air Conditioning and Refrigerati	6	8	0	4	50	0	195	1	57	305	16	321
15.0503	Energy Management and Systems Technology/Tech	0	5	1	2	22	0	145	1	22	176	22	198
15.0506	Water Quality and Wastewater Treatment Managem	0	0	0	0	0	0	15	0	3	15	3	18

TABLE 32: AWARDS CONFERRED BY PROGRAM, ETHNICITY, AND GENDER, 2011-12

CIP Code	Program	Non-Res. Alien	Hispanic/Latino	American Indian	Asian American	Black, Non-Hispanic	Native Hawaiian/Oth Pacific Isl.	White, Non-Hispanic	Two or More	Unknown	Total		GRAND TOTAL
											Men	Women	
15.0507	Environmental Engineering Technology/Environmen	0	2	0	0	3	0	24	0	2	23	8	31
15.0611	Metallurgical Technology/Technician.	0	0	0	0	0	0	8	0	3	10	1	11
15.0612	Industrial Technology/Technician.	0	0	1	0	2	0	10	0	4	17	0	17
15.0613	Manufacturing Engineering Technology/Technician.	1	0	0	0	6	0	50	0	9	53	13	66
15.0699	Industrial Production Technologies/Technicians, Oth	3	6	2	2	30	1	159	6	21	124	106	230
15.0702	Quality Control Technology/Technician.	0	0	0	0	3	0	15	0	2	14	6	20
15.0803	Automotive Engineering Technology/Technici	0	0	0	0	0	0	2	0	0	2	0	2
15.0805	Mechanical Engineering/Mechanical Technology/Tec	0	0	0	0	1	0	11	0	2	13	1	14
15.0899	Mechanical Engineering Related Technologies/Tech	0	0	0	0	0	0	9	0	0	8	1	9
15.1001	Construction Engineering Technology/Technician.	0	0	0	0	1	0	28	0	3	29	3	32
15.1102	Surveying Technology/Surveying.	0	0	0	0	0	0	10	0	3	10	3	13
15.1103	Hydraulics and Fluid Power Technology/Technician.	0	0	0	0	0	0	3	0	0	2	1	3
15.1202	Computer Technology/Computer Systems Technolo	0	1	1	2	10	3	78	2	12	93	16	109
15.1203	Computer Hardware Technology/Technician.	0	0	0	0	0	0	6	0	1	6	1	7
15.1301	Drafting and Design Technology/Technician, Genera	1	0	1	1	0	0	40	1	4	46	2	48
15.1302	CAD/CADD Drafting and/or Design Technology/Tect	1	2	1	1	3	1	107	0	8	102	22	124
15.1303	Architectural Drafting and Architectural CAD/CADD.	0	0	0	0	0	0	19	0	1	18	2	20
15.1306	Mechanical Drafting and Mechanical Drafting CAD/C	2	1	0	1	1	0	71	1	3	75	5	80
15.1399	Drafting/Design Engineering Technologies/Technicia	4	0	0	0	0	0	37	0	9	38	12	50
15.1601	Nanotechnology.	0	1	0	0	0	0	5	0	0	6	0	6
15.9999	Engineering Technologies and Engineering-Related	0	1	0	0	0	0	16	0	3	17	3	20
16.0101	Foreign Languages and Literatures, General.	0	2	1	0	1	0	6	0	1	4	7	11
16.1603	Sign Language Interpretation and Translation.	0	3	0	0	7	0	64	4	12	11	79	90
19.0505	Foodservice Systems Administration/Managem	0	0	0	0	8	0	7	0	3	6	12	18
19.0702	Adult Development and Aging.	0	0	1	0	0	0	13	0	0	2	12	14
19.0706	Child Development.	0	1	0	0	8	0	36	1	2	0	48	48
19.0708	Child Care and Support Services Management.	7	7	1	3	42	0	166	0	14	4	236	240
19.0709	Child Care Provider/Assistant.	4	8	0	3	32	0	152	2	17	6	212	218
19.0902	Apparel and Textile Manufacture.	0	0	0	0	0	0	1	0	0	1	0	1
19.0906	Fashion and Fabric Consultant.	0	0	1	0	0	0	1	0	0	0	2	2
22.0001	Pre-Law Studies.	0	0	0	1	1	0	6	0	0	2	6	8
22.0301	Legal Administrative Assistant/Secretary.	0	0	3	1	1	0	30	0	0	0	35	35
22.0302	Legal Assistant/Paralegal.	6	5	6	0	44	0	188	4	23	34	242	276
22.0303	Court Reporting/Court Reporter	0	0	0	0	0	0	2	0	0	0	2	2
23.0101	English Language and Literature, General.	0	1	0	0	0	0	12	0	2	5	10	15
23.1302	Creative Writing	0	0	0	0	0	0	4	0	1	1	4	5
23.1303	Professional, Technical, Business, and Scientific Wri	0	0	0	0	2	0	10	0	0	4	8	12
23.1304	Rhetoric and Composition.	0	0	0	0	1	0	0	0	0	1	0	1
23.1399	Rhetoric and Composition/Writing Studies, Other.	0	0	0	0	0	0	8	1	0	2	7	9
23.9999	English Language and Literature/Letters, Other.	0	0	0	0	0	0	12	0	2	5	9	14
24.0101	Liberal Arts and Sciences/Liberal Studies.	92	246	63	106	1,180	10	5,044	69	650	2,599	4,861	7,460
24.0102	General Studies.	62	132	30	62	485	8	3,330	65	696	1,953	2,917	4,870
24.0103	Humanities/Humanistic Studies.	0	0	0	0	0	0	24	0	1	8	17	25
24.0199	Liberal Arts and Sciences, General Studies and Hurr	11	9	1	7	18	0	122	1	7	66	110	176
25.0101	Library and Information Science.	0	0	0	0	0	0	1	0	0	0	1	1
25.0301	Library and Archives Assisting.	2	0	0	0	0	0	8	0	0	1	9	10

TABLE 32: AWARDS CONFERRED BY PROGRAM, ETHNICITY, AND GENDER, 2011-12

CIP Code	Program	Non-Res. Alien	Hispanic/Latino	American Indian	Asian American	Black, Non-Hispanic	Native Hawaiian/Oth Pacific Isl.	White, Non-Hispanic	Two or More	Unknown	Total		GRAND TOTAL
											Men	Women	
26.0101	Biology/Biological Sciences, General.	1	13	2	2	27	0	158	0	44	95	152	247
26.0299	Biology/Biological Sciences, Other	0	0	0	0	0	0	1	0	0	0	1	1
26.1201	Biotechnology.	2	0	0	0	2	0	12	0	0	9	7	16
27.0101	Mathematics, General.	0	1	1	0	1	0	21	0	5	20	9	29
30.0101	Biological and Physical Sciences.	0	3	0	1	5	0	42	2	2	25	30	55
30.0501	Peace Studies and Conflict Resolution.	0	0	0	0	1	0	2	0	0	2	1	3
30.2001	International/Global Studies.	2	2	0	0	2	0	40	0	1	25	22	47
30.9999	Parks, Recreation and Leisure Facilities Managemer	0	0	0	0	1	0	2	0	2	2	3	5
31.0301	Sport and Fitness Administration/Management.	0	0	1	0	0	0	15	0	0	16	0	16
31.0501	Health and Physical Education, General	0	0	0	0	0	0	2	0	0	0	2	2
31.0504	Sport and Fitness Administration/Managemen	0	0	0	0	1	0	4	0	0	1	4	5
31.0505	Kinesiology and Exercise Science.	0	0	0	0	3	0	16	0	0	10	9	19
31.0507	Physical Fitness Technician	0	2	0	0	0	0	9	0	0	5	6	11
31.0599	Health and Physical Education/Fitness, Other.	0	1	0	0	2	0	5	0	1	5	4	9
36.0119	Aircraft Pilot (Private)	0	0	0	0	0	0	0	0	1	0	1	1
38.0101	Philosophy.	0	0	0	0	0	0	2	0	0	2	0	2
38.0201	Religion/Religious Studies.	0	0	0	0	1	0	0	0	1	0	2	2
40.0101	Physical Sciences.	0	1	0	3	0	0	53	0	3	27	33	60
40.0501	Chemistry, General.	0	0	0	1	0	0	8	0	0	2	7	9
40.0801	Physics, General	0	0	0	0	0	0	1	0	0	0	1	1
41.0101	Biology Technician/Biotechnology Laboratory Techni	0	0	0	0	0	0	3	0	1	1	3	4
41.0301	Chemical Technology/Technician.	1	2	0	0	5	0	91	4	3	92	14	106
41.9999	Science Technologies/Technicians, Other.	2	4	1	2	5	1	44	2	2	57	6	63
42.0101	Psychology, General.	0	3	2	1	5	0	71	0	7	20	69	89
42.0201	Clinical Psychology	0	0	0	0	0	0	3	0	0	1	2	3
42.2707	Social Psychology.	0	0	0	2	3	0	6	1	3	1	14	15
43.0102	Corrections.	0	13	1	1	82	0	152	4	23	94	182	276
43.0103	Criminal Justice/Law Enforcement Administration.	6	5	2	5	24	0	186	0	23	167	84	251
43.0104	Criminal Justice/Safety Studies.	0	0	2	0	0	0	11	0	3	10	6	16
43.0106	Forensic Science and Technology.	0	0	0	0	1	0	6	0	0	1	6	7
43.0107	Criminal Justice/Police Science.	3	23	8	5	71	1	536	8	57	501	211	712
43.0109	Security and Loss Prevention Services.	0	2	0	0	0	0	2	0	0	4	0	4
43.0110	Juvenile Corrections.	0	4	0	0	16	0	18	0	1	13	26	39
43.0111	Criminalistics and Criminal Science.	0	0	0	0	2	0	1	0	0	0	3	3
43.0113	Corrections Administration (NEW)	0	0	0	0	0	0	1	0	0	0	1	1
43.0201	Fire Prevention and Safety Technology/Technician.	0	0	1	0	14	0	15	1	10	34	7	41
43.0203	Fire Science/Fire-fighting.	2	4	3	3	1	0	115	0	7	133	2	135
43.0301	Homeland Security	0	0	0	0	0	0	5	0	0	3	2	5
43.0302	Crisis/Emergency/Disaster Management	0	0	0	0	0	0	6	0	1	5	2	7
43.9999	Homeland Security, Law Enforcement, Firefighting a	0	0	0	0	1	0	14	0	1	13	3	16
44.0000	Human Services, General.	0	0	0	0	0	0	8	0	2	1	9	10
44.0201	Community Organization and Advocacy.	0	4	1	0	38	0	92	2	12	25	124	149
44.0701	Social Work.	1	1	1	0	8	0	44	0	2	8	49	57
45.0101	Social Sciences, General.	0	1	0	0	0	0	3	1	0	1	4	5
45.0201	Anthropology	0	0	0	0	0	0	1	0	0	1	0	1
45.0601	Economics, General	0	0	0	0	0	0	2	0	0	1	1	2

TABLE 32: AWARDS CONFERRED BY PROGRAM, ETHNICITY, AND GENDER, 2011-12

CIP Code	Program	Non-Res. Alien	Hispanic/Latino	American Indian	Asian American	Black, Non-Hispanic	Native Hawaiian/Oth Pacific Isl.	White, Non-Hispanic	Two or More	Unknown	Total		GRAND TOTAL
											Men	Women	
45.1001	Political Science and Government, General.	0	0	0	0	0	0	7	0	1	6	2	8
45.1101	Sociology.	0	0	1	0	3	0	16	1	1	9	13	22
45.9999	Social Sciences, Other	0	0	0	0	0	0	0	0	1	1	0	1
46.0000	Construction Trades, General.	0	0	0	1	2	0	6	0	1	9	1	10
46.0201	Carpentry/Carpenter.	0	0	1	0	0	0	29	0	1	27	4	31
46.0301	Electrical and Power Transmission Installation/Instal	0	0	0	0	0	0	10	0	1	9	2	11
46.0302	Electrician.	0	3	0	1	5	0	69	0	8	83	3	86
46.0303	Lineworker.	0	1	4	0	0	1	59	1	4	68	2	70
46.0401	Building/Property Maintenance.	0	0	0	1	9	0	29	0	4	36	7	43
46.0412	Building/Construction Site Management/Manager.	0	0	0	0	2	0	21	4	5	29	3	32
46.0499	Building/Construction Finishing, Management, and Ir	0	0	0	0	0	0	6	0	0	5	1	6
46.0502	Pipefitting/Pipefitter and Sprinkler Fitter.	1	0	0	0	0	0	29	0	8	38	0	38
46.0503	Plumbing Technology/Plumber.	0	0	0	0	0	0	8	0	3	8	3	11
46.9999	Construction Trades, Other	0	0	0	0	0	0	2	0	0	1	1	2
47.0000	Mechanics and Repairers, General.	0	1	0	0	0	0	1	0	1	3	0	3
47.0101	Electrical/Electronics Equipment Installation and Rep	2	0	0	0	5	0	33	0	7	41	6	47
47.0104	Computer Installation and Repair Technology/Techn	1	0	0	0	2	0	42	0	2	31	16	47
47.0105	Industrial Electronics Technology/Technician.	0	0	0	0	0	0	4	0	2	4	2	6
47.0201	Heating, Air Conditioning, Ventilation and Refrigerati	0	12	0	3	188	0	274	1	28	472	34	506
47.0303	Industrial Mechanics and Maintenance Technology.	0	3	0	0	14	0	41	0	19	71	6	77
47.0399	Heavy/Industrial Equipment Maintenance Technolog	0	0	0	0	3	0	1	0	0	4	0	4
47.0603	Autobody/Collision and Repair Technology/Technicia	3	3	1	1	18	1	73	0	15	109	6	115
47.0604	Automobile/Automotive Mechanics Technology/Tech	13	15	6	6	170	0	607	1	72	827	63	890
47.0605	Diesel Mechanics Technology/Technician	0	0	0	0	0	0	10	0	0	10	0	10
47.0606	Small Engine Mechanics and Repair Technology/Ter	0	0	0	0	0	0	14	0	0	13	1	14
47.0607	Airframe Mechanics and Aircraft Maintenance Techn	0	2	2	0	0	0	20	1	4	25	4	29
47.0608	Aircraft Powerplant Technology/Technician.	1	2	1	0	0	0	11	0	1	15	1	16
47.0611	Motorcycle Maintenance and Repair Technology/Tec	0	0	1	0	2	0	18	1	3	23	2	25
47.0615	Engine Machinist.	0	0	0	0	0	0	1	0	1	2	0	2
47.9999	Mechanic and Repair Technologies/Technicians, Oth	0	0	0	0	4	0	13	0	3	19	1	20
48.0501	Machine Tool Technology/Machinist.	0	0	0	0	0	0	20	0	1	19	2	21
48.0503	Machine Shop Technology/Assistant.	0	0	0	0	0	0	8	0	1	9	0	9
48.0507	Tool and Die Technology/Technician.	0	0	0	0	0	0	2	0	0	2	0	2
48.0508	Welding Technology/Welder.	0	6	2	0	10	0	216	2	30	248	18	266
48.0510	Computer Numerically Controlled (CNC) Machinist T	1	0	0	0	0	0	3	0	0	3	1	4
48.0599	Precision Metal Working, Other.	0	0	0	0	0	0	2	0	0	1	1	2
48.9999	Precision Production, Other.	0	7	0	0	8	0	68	1	2	82	4	86
49.0102	Airline/Commercial/Professional Pilot and Flight Crev	1	1	0	0	0	0	12	0	6	16	4	20
49.0104	Aviation/Airway Management and Operations.	0	1	1	0	1	0	11	0	1	13	2	15
49.0202	Construction/Heavy Equipment/Earthmoving Equipm	0	0	0	0	1	0	6	0	1	8	0	8
49.0205	Truck and Bus Driver/Commercial Vehicle Operator	0	0	0	0	0	0	19	0	2	20	1	21
49.0309	Marine Science/Merchant Marine Officer.	0	1	1	0	0	0	23	0	8	31	2	33
50.0101	Visual and Performing Arts, General.	0	0	0	0	0	0	13	0	0	2	11	13
50.0401	Design and Visual Communications, General.	0	0	0	0	0	0	4	0	1	1	4	5
50.0402	Commercial and Advertising Art.	4	5	1	4	15	0	134	3	30	86	110	196
50.0408	Interior Design.	2	1	0	0	4	0	27	2	9	5	40	45

TABLE 32: AWARDS CONFERRED BY PROGRAM, ETHNICITY, AND GENDER, 2011-12

CIP Code	Program	Non-Res. Alien	Hispanic/Latino	American Indian	Asian American	Black, Non-Hispanic	Native Hawaiian/Oth Pacific Isl.	White, Non-Hispanic	Two or More	Unknown	Total		GRAND TOTAL
											Men	Women	
50.0409	Graphic Design.	2	8	2	4	12	0	159	2	15	90	114	204
50.0410	Illustration.	0	0	0	0	0	0	5	0	2	4	3	7
50.0499	Design and Applied Arts, Other.	0	0	0	0	0	0	1	0	0	0	1	1
50.0501	Drama and Dramatics/Theatre Arts, General.	0	2	0	0	2	0	11	0	4	9	10	19
50.0502	Technical Theatre/Theatre Design and Technology.	0	0	0	0	0	0	6	0	1	5	2	7
50.0599	Dramatic/Theatre Arts and Stagecraft, Other.	1	0	1	0	0	0	2	0	0	1	3	4
50.0601	Film/Cinema/Video Studies.	0	0	0	0	1	0	2	0	0	2	1	3
50.0602	Cinematography and Film/Video Production.	0	0	0	0	7	2	37	2	9	45	12	57
50.0605	Photography.	0	1	1	1	11	0	99	3	15	31	100	131
50.0699	Film/Video and Photographic Arts, Other.	0	0	0	0	0	0	1	0	2	3	0	3
50.0701	Art/Art Studies, General.	0	6	0	3	2	0	30	0	5	12	34	46
50.0702	Fine/Studio Arts, General.	0	2	1	2	2	0	29	0	4	12	28	40
50.0711	Ceramic Arts and Ceramics.	0	1	0	0	0	0	3	0	0	2	2	4
50.0901	Music, General.	1	0	0	0	1	0	11	0	2	6	9	15
50.0903	Music Performance, General.	0	0	0	0	3	0	2	0	2	4	3	7
50.0904	Music Theory and Composition.	0	0	0	0	0	0	0	1	0	0	1	1
50.0907	Piano and Organ	0	0	0	0	0	0	1	0	0	1	0	1
50.0913	Music Technology.	0	0	0	0	3	0	29	2	4	33	5	38
50.0999	Music, Other.	0	0	0	0	2	0	3	1	0	5	1	6
50.1003	Music Management.	0	0	0	0	0	0	2	0	1	2	1	3
51.0000	Health Services/Allied Health/Health Sciences, Gene	3	4	1	13	6	0	99	1	17	25	119	144
51.0601	Dental Assisting/Assistant.	0	4	1	3	14	0	84	0	3	3	106	109
51.0602	Dental Hygiene/Hygienist.	1	9	1	4	12	1	119	0	7	4	150	154
51.0701	Health/Health Care Administration/Management.	0	0	1	0	7	0	13	2	1	0	24	24
51.0703	Health Unit Coordinator/Ward Clerk.	0	0	1	0	2	0	13	0	6	2	20	22
51.0705	Medical Office Management/Administration.	0	1	0	0	12	0	21	0	4	6	32	38
51.0707	Health Information/Medical Records Technology/Tec	6	3	2	3	13	0	82	0	10	6	113	119
51.0708	Medical Transcription/Transcriptionist.	0	1	1	1	5	0	40	1	5	2	52	54
51.0710	Medical Office Assistant/Specialist.	1	4	3	5	4	0	76	2	10	3	102	105
51.0711	Medical/Health Management and Clinical Assistant/5	0	1	0	2	2	0	21	0	2	0	28	28
51.0712	Medical Reception/Receptionist.	0	0	1	1	3	0	9	0	5	1	18	19
51.0713	Medical Insurance Coding Specialist/Coder.	1	1	1	2	9	0	94	0	2	2	108	110
51.0714	Medical Insurance Specialist/Medical Biller.	1	4	3	6	29	2	156	0	27	14	214	228
51.0716	Medical Administrative/Executive Assistant and Med	0	3	0	1	12	0	169	2	8	5	190	195
51.0799	Health and Medical Administrative Services, Other.	0	2	0	0	0	0	15	0	4	5	16	21
51.0801	Medical/Clinical Assistant.	6	4	3	2	15	0	375	0	37	18	424	442
51.0802	Clinical/Medical Laboratory Assistant.	0	0	0	0	0	0	7	0	0	0	7	7
51.0803	Occupational Therapist Assistant.	1	2	0	0	3	0	47	0	7	6	54	60
51.0805	Pharmacy Technician/Assistant.	4	1	0	7	16	1	70	1	13	24	89	113
51.0806	Physical Therapy Technician/Assistant.	2	1	1	2	4	0	118	0	20	48	100	148
51.0808	Veterinary/Animal Health Technology/Technician and	0	0	1	1	12	0	37	0	9	4	56	60
51.0810	Emergency Care Attendant (EMT Ambulance).	0	1	0	2	1	0	36	0	1	19	22	41
51.0812	Respiratory Therapy Technician/Assistant.	0	0	0	0	1	0	15	1	1	4	14	18
51.0901	Cardiovascular Technology/Technologist.	1	1	0	0	0	0	24	0	1	8	19	27
51.0902	Electrocardiograph Technology/Technician.	1	1	0	0	3	1	45	1	10	9	53	62
51.0904	Emergency Medical Technology/Technician (EMT P;	3	8	5	2	31	0	308	3	32	234	158	392

TABLE 32: AWARDS CONFERRED BY PROGRAM, ETHNICITY, AND GENDER, 2011-12

CIP Code	Program	Non-Res. Alien	Hispanic/Latino	American Indian	Asian American	Black, Non-Hispanic	Native Hawaiian/Oth Pacific Isl.	White, Non-Hispanic	Two or More	Unknown	Total		GRAND TOTAL
											Men	Women	
51.0905	Nuclear Medical Technology/Technologist.	1	0	0	1	0	0	8	0	2	3	9	12
51.0907	Medical Radiologic Technology/Science - Radiation	2	3	0	0	0	0	73	0	7	22	63	85
51.0908	Respiratory Care Therapy/Therapist.	2	4	2	3	13	0	96	0	10	37	93	130
51.0909	Surgical Technology/Technologist.	2	7	4	1	187	0	148	3	33	68	317	385
51.0910	Diagnostic Medical Sonography/Sonographer and UI	4	1	1	2	1	0	95	0	7	5	106	111
51.0911	Radiologic Technology/Science - Radiographer.	0	6	1	2	1	0	100	0	16	52	74	126
51.0920	Magnetic Resonance Imaging (MRI) Technology/Tec	0	0	0	0	0	0	10	0	0	3	7	10
51.1004	Clinical/Medical Laboratory Technician.	0	0	0	1	0	0	25	0	1	6	21	27
51.1005	Clinical Laboratory Science/Medical Technology/Tec	0	0	0	0	0	0	4	0	0	2	2	4
51.1008	Histologic Technician.	0	0	0	0	0	0	7	0	3	1	9	10
51.1009	Phlebotomy Technician/Phlebotomist.	2	5	3	6	18	0	176	3	24	23	214	237
51.1011	Renal/Dialysis Technologist/Technician	0	0	0	0	1	0	0	0	0	1	0	1
51.1101	Pre-Dentistry Studies	0	0	0	0	0	0	2	0	0	1	1	2
51.1102	Pre-Medicine/Pre-Medical Studies.	0	2	0	2	1	0	21	0	1	10	17	27
51.1103	Pre-Pharmacy Studies.	0	0	0	0	0	0	9	0	3	6	6	12
51.1104	Pre-Veterinary Studies.	0	0	0	0	0	0	6	0	2	1	7	8
51.1105	Pre-Nursing Studies.	0	0	1	0	0	0	11	0	0	2	10	12
51.1199	Pre-Physical Therapy Studies.	0	0	0	0	0	0	4	0	0	0	4	4
51.1501	Substance Abuse/Addiction Counseling.	0	0	0	0	9	0	6	0	1	9	7	16
51.1502	Psychiatric/Mental Health Services Technician.	0	0	0	0	13	0	1	0	1	7	8	15
51.1504	Community Health Services/Liaison/Counseling.	0	3	3	0	55	1	59	1	16	26	112	138
51.1701	Optometry (OD)	0	0	0	0	0	0	1	0	0	0	1	1
51.1803	Ophthalmic Technician/Technologist	0	0	0	2	3	0	7	0	2	2	12	14
51.2306	Occupational Therapy/Therapist.	0	0	0	0	0	0	3	0	0	1	2	3
51.2308	Physical Therapy/Therapist.	0	2	0	0	1	0	12	0	0	9	6	15
51.2602	Home Health Aide/Home Attendant.	1	3	1	4	186	0	67	0	32	35	259	294
51.3103	Dietetic Technician.	0	0	0	0	2	0	0	0	0	0	2	2
51.3501	Massage Therapy/Therapeutic Massage.	3	1	0	1	3	0	53	0	4	18	47	65
51.3801	Registered Nursing/Registered Nurse.	45	65	17	32	178	3	2,011	9	178	383	2,155	2,538
51.3805	Family Practice Nurse/Nursing.	0	0	0	0	0	0	1	0	0	0	1	1
51.3901	Licensed Practical/Vocational Nurse Training.	8	23	5	21	52	2	1,016	2	53	161	1,021	1,182
51.3902	Nursing Assistant/Aide and Patient Care Assistant/A	13	31	1	25	135	5	606	25	74	142	773	915
51.9999	Health Professions and Related Clinical Sciences, O	1	1	1	2	14	0	52	2	4	12	65	77
52.0101	Business/Commerce, General.	4	14	4	7	48	0	382	3	63	212	313	525
52.0201	Business Administration and Management, General.	38	36	11	19	181	2	1,093	4	130	632	882	1,514
52.0203	Logistics, Materials, and Supply Chain Management	0	0	0	0	1	0	1	0	3	2	3	5
52.0204	Office Management and Supervision.	1	4	2	4	36	0	84	2	20	49	104	153
52.0207	Customer Service Management.	0	0	0	0	3	0	5	0	2	3	7	10
52.0208	E-Commerce/Electronic Commerce.	0	0	0	0	1	0	7	0	1	4	5	9
52.0299	Business Administration, Management and Operatio	0	0	0	0	0	0	2	0	0	1	1	2
52.0301	Accounting.	4	1	1	3	6	0	102	0	13	32	98	130
52.0302	Accounting Technology/Technician and Bookkeepin	12	15	1	21	43	0	442	3	42	138	441	579
52.0305	Accounting and Business/Management.	15	2	2	1	13	1	53	1	2	27	63	90
52.0399	Accounting and Related Services, Other.	1	0	0	2	6	0	17	0	4	15	15	30
52.0401	Administrative Assistant and Secretarial Science, Ge	1	5	4	3	28	1	188	1	17	12	236	248
52.0402	Executive Assistant/Executive Secretary.	1	1	0	0	15	0	91	0	5	2	111	113

TABLE 32: AWARDS CONFERRED BY PROGRAM, ETHNICITY, AND GENDER, 2011-12

CIP Code	Program	Non-Res. Alien	Hispanic/Latino	American Indian	Asian American	Black, Non-Hispanic	Native Hawaiian/Oth Pacific Isl.	White, Non-Hispanic	Two or More	Unknown	Total		GRAND TOTAL
											Men	Women	
52.0407	Business/Office Automation/Technology/Data Entry.	1	1	0	0	3	0	17	1	2	3	22	25
52.0408	General Office Occupations and Clerical Services.	1	2	1	0	2	0	35	0	4	3	42	45
52.0411	Customer Service Support/Call Center/Teleservice C	0	1	0	1	0	0	8	0	0	5	5	10
52.0499	Business Operations Support and Secretarial Servic	0	0	0	0	2	0	1	0	0	0	3	3
52.0701	Entrepreneurship/Entrepreneurial Studies.	0	0	3	0	0	0	22	0	1	6	20	26
52.0703	Small Business Administration/Management.	0	0	1	0	10	0	46	0	4	29	32	61
52.0799	Entrepreneurial and Small Business Operations, Oth	0	0	0	0	1	0	7	0	1	4	5	9
52.0803	Banking and Financial Support Services.	0	1	0	0	1	0	9	0	4	3	12	15
52.0901	Hospitality Administration/Management, General.	0	2	0	1	9	0	24	0	4	17	23	40
52.0903	Tourism and Travel Services Management.	0	0	0	0	0	0	5	0	0	0	5	5
52.0904	Hotel/Motel Administration/Management.	0	1	0	1	8	0	21	0	6	13	24	37
52.0905	Restaurant/Food Services Management.	0	2	0	0	2	0	13	1	2	8	12	20
52.0907	Meeting and Event planning	0	0	0	0	0	0	3	0	0	0	3	3
52.1001	Human Resources Management/Personnel Adminis	0	1	0	1	3	0	28	1	1	10	25	35
52.1002	Labor and Industrial Relations	0	0	1	0	0	0	1	0	0	0	2	2
52.1101	International Business/Trade/Commerce.	3	0	0	0	3	0	4	0	1	5	6	11
52.1201	Management Information Systems, General.	0	0	0	0	1	0	11	0	0	9	3	12
52.1299	Management Information Systems and Services, Otl	0	0	0	0	0	0	0	0	1	0	1	1
52.1401	Marketing/Marketing Management, General.	0	8	1	2	13	0	89	0	8	53	68	121
52.1402	Marketing Research.	0	0	0	0	0	0	3	0	0	1	2	3
52.1501	Real Estate.	0	0	0	0	0	0	7	0	1	7	1	8
52.1801	Sales, Distribution, and Marketing Operations, Gene	0	1	1	0	5	0	29	1	3	19	21	40
52.1802	Merchandising and Buying Operations.	0	0	0	0	0	0	3	0	0	2	1	3
52.1803	Retailing and Retail Operations.	0	0	0	0	0	0	4	0	0	1	3	4
52.1804	Selling Skills and Sales Operations.	1	1	0	0	3	0	13	0	3	7	14	21
52.1902	Fashion Merchandising.	0	0	0	0	1	0	12	0	0	2	11	13
52.2001	Construction Management.	0	0	0	0	1	0	11	0	0	11	1	12
52.9999	Business, Management, Marketing, and Related Sup	0	0	0	1	0	0	23	0	0	7	17	24
54.0101	History, General.	0	0	0	0	0	0	12	0	0	10	2	12
TOTAL		520	1,022	297	520	4,722	56	27,055	308	3,642	15,288	22,854	38,142

TABLE 33: TOP TWENTY PROGRAMS IN WHICH THE GREATEST NUMBER OF AWARDS WERE CONFERRED, 2011-12

Sixty-five percent (65%) of the awards conferred were in the following programs:

CIP Code	Program	Non-Res. Alien	Black, Non-Hispanic	Asian American	American Indian	Hispanic/Latino	Native Hawaiian/Oth Pacific Isl.	White, Non-Hispanic	Two or More	Unknown	Men	Women	Total
24.0101	Liberal Arts and Sciences/Liberal Studies.	92	246	63	106	1,180	10	5,044	69	650	2,599	4,861	7,460
24.0102	General Studies.	62	132	30	62	485	8	3,330	65	696	1,953	2,917	4,870
51.3801	Registered Nursing/Registered Nurse.	45	65	17	32	178	3	2,011	9	178	383	2,155	2,538
52.0201	Business Administration and Management, Gen	38	36	11	19	181	2	1,093	4	130	632	882	1,514
51.3901	Licensed Practical/Vocational Nurse Training.	8	23	5	21	52	2	1,016	2	53	161	1,021	1,182
51.3902	Nursing Assistant/Aide and Patient Care Assist	13	31	1	25	135	5	606	25	74	142	773	915
47.0604	Automobile/Automotive Mechanics Technology/Techn	13	15	6	6	170	0	607	1	72	827	63	890
43.0107	Criminal Justice/Police Science.	3	23	8	5	71	1	536	8	57	501	211	712
52.0302	Accounting Technology/Technician and Bookke	12	15	1	21	43	0	442	3	42	138	441	579
52.0101	Business/Commerce, General.	4	14	4	7	48	0	382	3	63	212	313	525
47.0201	Heating, Air Conditioning, Ventilation and Refrigeratio	0	12	0	3	188	0	274	1	28	472	34	506
51.0801	Medical/Clinical Assistant.	6	4	3	2	15	0	375	0	37	18	424	442
51.0904	Emergency Medical Technology/Technician (EMT Pa	3	8	5	2	31	0	308	3	32	234	158	392
11.0901	Computer Systems Networking and Telecommu	1	5	3	2	29	1	304	0	44	335	54	389
51.0909	Surgical Technology/Technologist.	2	7	4	1	187	0	148	3	33	68	317	385
12.0503	Culinary Arts/Chef Training.	4	6	6	4	46	0	244	0	55	183	182	365
15.0501	Heating, Ventilation, Air Conditioning and Refrigeratio	6	8	0	4	50	0	195	1	57	305	16	321
51.2602	Home Health Aide/Home Attendant.	1	3	1	4	186	0	67	0	32	35	259	294
22.0302	Legal Assistant/Paralegal.	6	5	6	0	44	0	188	4	23	34	242	276
43.0102	Corrections.	0	13	1	1	82	0	152	4	23	94	182	276
TOTAL		319	671	175	327	3,401	32	17,322	205	2,379	9,326	15,505	24,831

AWARDS CONFERRED BY SPECIAL POPULATIONS, 2011-12

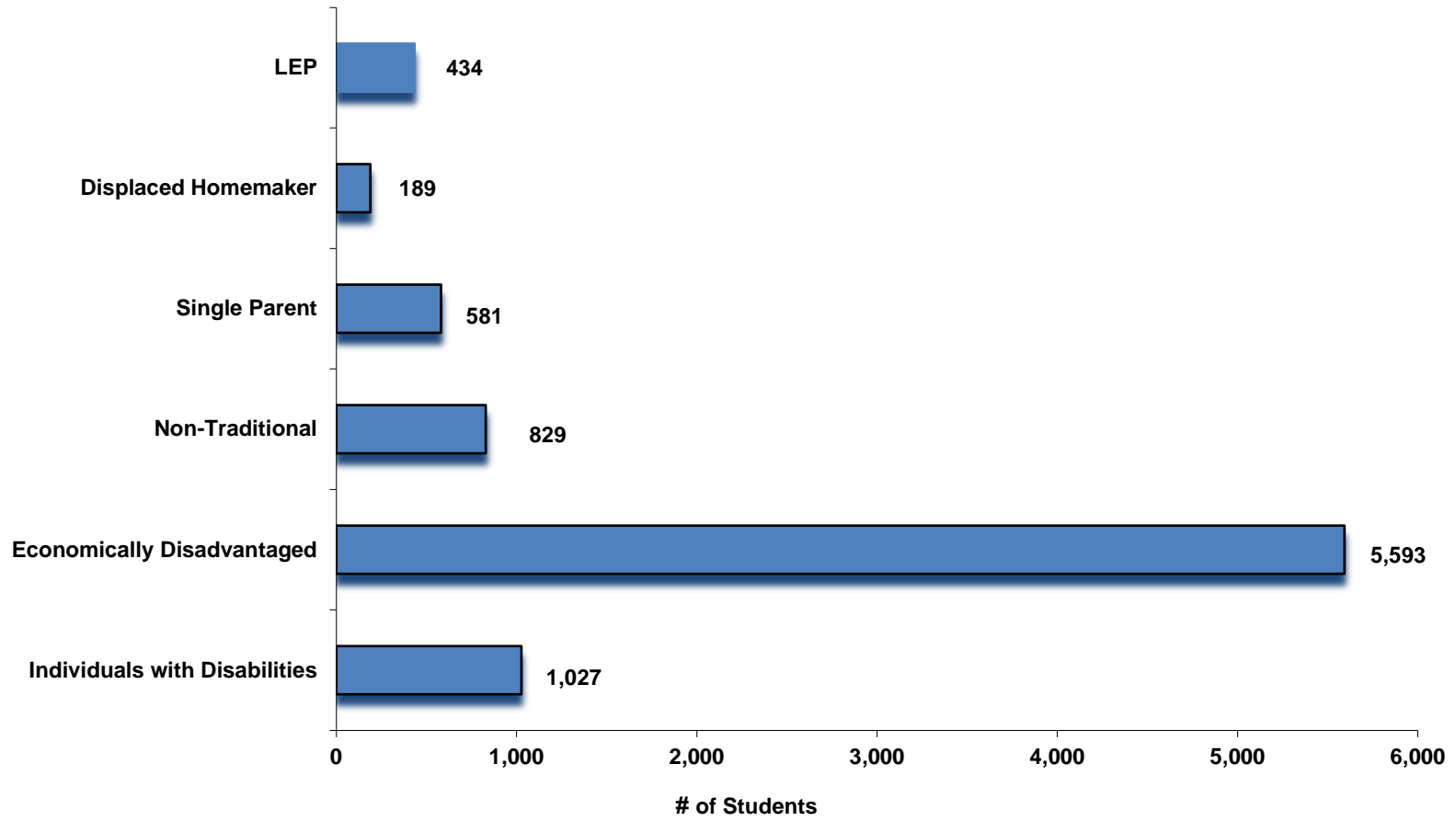


TABLE 34: AWARDS CONFERRED BY COMMUNITY COLLEGE AND SPECIAL POPULATIONS, 2011-12

Community College	Individ. With Disabilities		Econ. Disadvantaged		Non-Traditional		Single Parent		Displaced Homemaker		LEP	
	Men	Women	Men	Wom	Men	Wom	Men	Wom	Men	Wom	Men	Wom
Alpena	0	0	14	18	4	2	1	6	1	3	0	0
Bay De Noc	7	7	20	77	16	46	1	3	0	3	0	0
Mott	3	5	20	53	9	5	2	28	0	15	1	2
Delta	1	0	295	452	51	160	0	0	0	0	0	0
Glen Oaks	3	4	3	37	4	3	0	31	0	0	0	0
Gogebic	9	11	57	109	18	31	1	17	0	0	0	0
Grand Rapids	30	54	23	51	7	8	2	14	0	0	2	2
Henry Ford	79	158	505	884	10	6	0	36	0	9	33	39
Jackson	3	2	232	264	16	57	0	0	0	0	0	0
Kalamazoo Valley	3	5	1	7	32	18	0	1	0	2	0	0
Kellogg	6	5	41	93	6	0	1	23	0	3	0	0
Kirtland	5	7	11	19	4	0	2	11	3	10	0	0
Lake Michigan	2	10	33	129	0	3	0	3	0	8	1	1
Lansing	23	34	25	99	5	0	0	29	0	10	11	32
Macomb	1	0	44	60	2	1	2	23	0	3	69	67
Mid Michigan	7	9	16	42	13	2	3	21	4	13	0	1
Monroe County	0	1	12	7	2	1	0	0	0	0	0	0
Montcalm	3	0	9	14	2	0	0	6	0	3	0	0
Muskegon	0	1	5	7	4	1	0	2	0	1	0	0
North Central Michigan	2	6	2	17	15	28	0	11	0	8	0	0
Northwestern Michigan	4	8	50	65	6	56	0	25	0	0	4	5
Oakland	84	89	48	95	4	5	2	27	0	6	14	54
St. Clair County	5	13	11	55	31	60	0	6	0	5	0	0
Schoolcraft	24	39	170	430	28	23	0	14	2	44	0	3
Southwestern Michigan	0	3	4	13	0	0	0	0	0	0	0	0
Washtenaw	97	117	225	508	8	6	10	196	0	29	44	47
Wayne County	12	18	23	42	0	3	5	16	0	4	0	1
West Shore	4	4	16	31	6	1	0	0	0	0	0	1
0	0	0	0	0	0	0	0	0	0	0	0	0
TOTAL	417	610	1,915	3,678	303	526	32	549	10	179	179	255

TABLE 35: AWARDS CONFERRED BY SPECIAL POPULATIONS AND PROGRAM, 2011-12

CIP Code	Program Name	Individ. With Disabilities		Econ. Disadvantaged		Non-Traditional		Single Parent		Displaced Homemaker		LEP	
		Men	Wom	Men	Wom	Men	Wom	Men	Wom	Men	Wom	Men	Wom
01.0603	Ornamental Horticulture	0	3	0	2	0	0	0	0	0	0	0	0
01.0605	Landscaping and Groundskeeping	1	1	0	0	0	3	0	0	0	0	0	0
01.0607	Turf and Turfgrass Management	0	0	0	0	0	1	0	0	0	0	0	0
03.0205	Water, Wetlands, and Marine Resources Mana	0	0	0	0	0	2	0	0	0	0	0	0
04.0201	Architecture (BArch, BA/BS, MArch, MA/MS,	1	0	0	0	0	0	0	0	0	0	0	0
04.0901	Architectural Technology/Technician (NE	1	2	6	3	0	2	0	0	0	0	0	0
09.0102	Mass Communication/ Media Studies	1	1	9	6	0	0	0	0	0	0	0	0
09.0199	Mass Communication Journalism	0	1	0	1	0	0	0	0	0	1	0	0
09.0401	Journalism	1	1	0	2	0	0	0	0	0	0	0	0
09.0701	Radio and Television	0	0	7	1	0	3	0	0	0	0	0	0
10.0201	Photographic and Film/ Video Technology/T	0	0	1	0	0	0	0	0	0	0	0	0
10.0202	Radio and Television Broadcasting Technolo	0	0	1	4	0	2	0	0	0	0	0	0
10.0203	Recording Arts Technology/Technician (N	1	0	5	0	0	0	0	0	0	0	0	0
10.0301	Graphic Communications, General (NEW)	0	1	0	2	0	0	0	0	0	0	0	0
10.0304	Animation, Interactive Technology, Video G	2	2	4	2	0	0	0	1	0	1	0	0
11.0103	Information Technology (NEW)	0	1	5	1	0	2	0	0	0	0	0	0
11.0199	Computer Science, Other (NEW)	0	0	3	2	0	0	0	0	0	0	0	0
11.0201	Computer Programming/Programmer, General	3	1	29	6	0	3	0	1	0	0	2	1
11.0202	Computer Programming, Specific Application	2	2	14	6	0	1	0	0	0	1	0	0
11.0301	Data Processing and Data Processing Techno	0	0	0	0	0	1	0	0	0	0	0	0
11.0501	Computer Systems Analysis/Analyst	1	0	0	0	0	0	0	0	0	0	1	0
11.0601	Data Entry/Microcomputer Applications, Gen	0	3	0	7	4	0	0	0	0	1	0	0
11.0602	Word Processing (NEW)	0	0	0	1	1	0	0	1	0	0	0	0
11.0801	Web Page, Digital/Multimedia and Informati	1	1	7	14	0	3	0	1	0	0	0	0
11.0802	Data Modeling/Warehousing and Database Adm	0	0	0	1	0	0	0	0	0	1	0	0
11.0803	Computer Graphics (NEW)	7	3	10	8	0	2	0	0	0	3	0	0
11.0899	Computer Software and Media Applications,	0	0	0	1	0	0	0	0	0	0	0	0
11.0901	Computer Systems Networking and Telecommun	7	2	71	22	0	10	2	1	0	6	8	2
11.1001	System Administration/Administrator (NEW)	2	0	4	1	0	0	0	0	0	0	0	0
11.1002	System, Networking, and LAN/WAN Management	0	0	3	0	0	0	0	0	0	0	3	0
11.1003	Computer and Information Systems Security	1	2	15	5	0	1	2	0	0	0	4	0
11.1004	Web/Multimedia Management and Webmaster (0	0	1	0	0	0	0	0	0	0	1	0
11.1006	Computer Support Specialist	1	0	1	0	0	0	0	0	0	0	1	0
11.1099	Computer/Information Technology Services A	1	0	0	1	0	0	0	0	0	0	0	0
11.9999	Computer and Information Sciences and Supp	3	0	3	2	0	0	0	1	0	0	1	1
12.0301	Funeral Service and Mortuary Science, Gene	0	0	0	0	0	1	0	0	0	0	0	0
12.0401	Cosmetology/Cosmetologist, General	0	2	0	5	0	0	0	1	0	1	0	0

TABLE 35: AWARDS CONFERRED BY SPECIAL POPULATIONS AND PROGRAM, 2011-12

CIP Code	Program Name	Individ. With Disabilities		Econ. Disadvantaged		Non-Traditional		Single Parent		Displaced Homemaker		LEP	
		Men	Wom	Men	Wom	Men	Wom	Men	Wom	Men	Wom	Men	Wom
12.0412	Salon/Beauty Salon Management/Manager (0	0	0	3	0	0	0	2	0	1	0	0
12.0501	Baking and Pastry Arts/Baker/Pastry Chef	3	5	3	14	0	1	0	4	0	0	0	3
12.0503	Culinary Arts/Chef Training	6	10	35	43	0	21	1	10	0	2	0	2
12.0504	Restaurant, Culinary, and Catering Managem	1	1	4	11	0	1	0	3	0	0	0	0
12.0505	Food Preparation/Professional Cooking/Kitc	0	0	3	0	0	0	0	0	0	0	0	0
12.0507	Food Service, Waiter/Waitress, and Dining	0	0	0	1	0	0	0	1	0	0	0	0
12.0508	Institutional Food Workers (NEW)	2	1	3	4	0	0	0	1	0	0	0	0
13.0101	Education, General	3	1	15	11	2	0	0	0	0	0	0	0
13.1001	Special Education and Teaching, General	0	3	2	11	0	0	0	0	0	0	0	0
13.1006	Education/Teaching of Individuals with Men	0	0	0	1	0	0	0	0	0	0	0	0
13.1202	Elementary Education and Teaching	2	5	6	55	0	0	0	0	0	0	0	6
13.1205	Secondary Education and Teaching	2	3	8	26	0	0	0	1	0	0	1	1
13.1210	Early Childhood Education and Teaching	0	4	0	20	0	0	0	0	0	2	0	0
13.1312	Music Teacher Education	0	1	0	0	0	0	0	0	0	0	0	0
13.1501	Teacher Assistant/Aide	1	0	1	2	1	0	0	0	0	0	0	0
14.0101	Engineering, General	3	1	12	5	0	0	0	0	0	0	1	1
14.0102	Pre-Engineering	0	0	0	1	0	0	0	0	0	0	0	0
14.4201	Mechatronics, Robotics, and Automation Engineering	0	0	1	0	0	0	0	0	0	0	0	0
14.9999	Engineering, Other	0	0	1	0	0	0	0	0	0	0	0	0
15.0000	Engineering Technology, General	1	1	0	3	0	1	0	1	0	0	0	0
15.0101	Architectural Engineering Technology/Techn	0	0	2	0	0	2	0	0	0	0	0	0
15.0201	Civil Engineering Technology/Technician	0	0	6	0	0	0	1	0	1	0	0	0
15.0303	Electrical, Electronic and Communications	2	1	24	4	0	5	0	0	0	0	1	0
15.0399	Electrical and Electronic Engineering Tech	1	0	1	0	0	0	0	0	0	0	0	0
15.0401	Biomedical Technology/Technician	0	0	6	0	0	0	0	0	0	0	0	0
15.0403	Electromechanical Technology/Electromechan	0	0	1	0	0	0	0	0	0	0	1	0
15.0405	Robotics Technology/Technician	4	0	4	0	0	0	0	0	0	0	0	0
15.0501	Heating, Air Conditioning and Refrigeratio	2	0	8	0	0	0	0	0	0	0	3	0
15.0503	Energy Management and Systems Technology/T	3	0	51	3	0	3	0	0	0	1	0	0
15.0506	Water Quality and Wastewater Treatment Man	0	0	1	1	0	3	0	0	0	0	0	0
15.0507	Environmental Engineering Technology/Envir	0	0	4	1	0	4	0	0	0	0	0	0
15.0611	Metallurgical Technology/Technician	1	0	1	0	0	1	0	0	0	0	0	0
15.0613	Manufacturing Technology/Technician (NEW)	3	0	10	0	0	1	0	0	0	0	1	0
15.0699	Industrial Production Technologies/Technic	12	10	15	28	0	0	1	20	0	0	3	4
15.0702	Quality Control Technology/Technician	0	0	0	0	0	0	0	0	0	0	2	0
15.0805	Mechanical Engineering/Mechanical Technolo	0	0	0	0	0	1	0	0	0	0	0	0
15.1001	Construction Engineering Technology/Techni	0	0	6	1	0	1	0	0	0	0	0	0
15.1103	Hydraulics and Fluid Power Technology/ Tec	0	0	1	0	0	0	0	0	0	0	0	0

TABLE 35: AWARDS CONFERRED BY SPECIAL POPULATIONS AND PROGRAM, 2011-12

CIP Code	Program Name	Individ. With Disabilities		Econ. Disadvantaged		Non-Traditional		Single Parent		Displaced Homemaker		LEP	
		Men	Wom	Men	Wom	Men	Wom	Men	Wom	Men	Wom	Men	Wom
15.1202	Computer Technology/Computer Systems Techn	3	0	9	3	0	3	2	1	0	1	0	1
15.1203	Computer Hardware Technology/Technician (0	0	3	0	0	0	0	0	0	0	0	0
15.1301	Drafting and Design Technology/Technician,	1	0	2	0	0	0	0	0	0	0	0	0
15.1302	CAD/CADD Drafting and/or Design Technology	6	2	16	3	0	6	0	0	0	0	0	0
15.1303	Architectural Drafting and Architectural C	1	0	2	0	0	0	0	0	0	0	0	0
15.1306	Mechanical Drafting and Mechanical Draftin	0	0	4	1	0	2	0	0	0	0	0	0
15.1399	Drafting/Design Engineering Technologies/T	0	0	0	0	0	0	0	0	0	0	2	0
15.9999	Engineering Technologies/Technicians, Othe	2	0	3	2	0	1	0	0	0	0	0	0
16.1603	Sign Language Interpretation and Translati	0	0	0	0	1	0	0	0	0	0	1	0
19.0505	Foodservice Systems Administration/Managem	0	0	0	1	0	0	0	0	0	0	0	0
19.0702	Adult Development and Aging (NEW)	0	1	0	0	0	0	0	0	0	0	0	0
19.0706	Child Development	0	6	0	13	0	0	0	1	0	0	0	0
19.0708	Child Care and Support Services Management	0	14	0	12	0	0	0	1	0	0	0	4
19.0709	Child Care Provider/Assistant	2	14	0	61	0	0	0	6	0	0	0	5
22.0001	Pre-Law Studies	0	0	0	0	0	0	0	1	0	0	0	0
22.0301	Legal Administrative Assistant/Secretary	0	0	0	6	0	0	0	1	0	0	0	0
22.0302	Legal Assistant/Paralegal	0	7	5	28	1	0	0	3	0	0	0	3
23.0101	English Language and Literature, General	1	1	0	0	0	0	0	0	0	0	0	0
23.1303	Professional, Business, Technical and Scientific Writing	0	0	0	2	0	0	0	0	0	0	0	0
23.1399	Rhetoric and Composition/Writing Studies, Other	0	0	0	2	0	0	0	0	0	0	0	0
24.0101	Liberal Arts and Sciences/Liberal Studies	58	91	143	351	11	10	3	42	1	10	14	36
24.0102	General Studies	73	88	250	571	11	14	4	118	0	19	52	69
24.0199	Liberal Arts and Sciences, General Studies	3	3	5	26	0	0	0	0	0	1	2	2
25.0301	Library and Archives Assisting	0	1	0	1	0	0	0	0	0	0	0	0
26.0101	Biology/Biological Sciences, General	0	1	2	13	2	0	0	2	0	2	0	0
26.0299	Biochemistry, Biophysics and Molecular Bio	0	0	0	1	0	0	0	0	0	0	0	0
26.1201	Biotechnology	0	0	0	1	0	0	0	0	0	0	0	0
27.0101	Mathematics, General	0	1	0	1	0	0	0	0	0	0	1	0
30.0101	Biological and Physical Sciences	0	0	4	7	0	0	0	0	0	0	0	0
30.2001	International/Global Studies	0	1	0	0	0	0	0	0	0	0	0	0
30.9999	Multi-/Interdisciplinary Studies, Other	0	0	2	3	0	0	0	0	0	0	1	0
31.0301	Parks, Recreation and Leisure Facilities M	2	0	8	0	0	0	0	0	0	0	0	0
31.0504	Sport and Fitness Administration/Managemen	0	0	0	1	0	0	0	0	0	0	0	0
31.0505	Kinesiology and Exercise Science	1	1	0	1	0	0	0	0	0	0	0	0
31.0507	Physical Fitness Technician	0	0	3	0	0	0	0	0	0	0	0	0
31.0599	Health and Physical Education/Fitness, Oth	1	0	4	4	0	0	0	0	0	0	0	0
38.0201	Religion/Religious Studies	0	0	0	1	0	0	0	0	0	0	0	0
40.0101	Physical Sciences	0	0	7	10	0	3	0	1	0	0	0	0

TABLE 35: AWARDS CONFERRED BY SPECIAL POPULATIONS AND PROGRAM, 2011-12

CIP Code	Program Name	Individ. With Disabilities		Econ. Disadvantaged		Non-Traditional		Single Parent		Displaced Homemaker		LEP	
		Men	Wom	Men	Wom	Men	Wom	Men	Wom	Men	Wom	Men	Wom
41.0101	Biology Technician/Biotechnology Laborator	0	2	0	3	0	0	0	0	0	1	0	0
41.0301	Chemical Technology/Technician	0	0	32	3	0	14	0	0	0	0	0	0
41.9999	Science Technologies/Technicians, Other	5	0	3	0	0	0	0	0	0	0	0	0
42.0101	Psychology, General	1	1	0	2	1	0	0	0	0	0	0	0
43.0102	Corrections	2	5	20	52	0	51	0	4	0	1	0	1
43.0103	Criminal Justice/Law Enforcement Administr	6	3	30	19	0	10	0	3	0	0	4	0
43.0104	Criminal Justice/Safety Studies	0	0	1	1	0	6	0	0	0	0	0	0
43.0107	Criminal Justice/Police Science	9	5	59	47	0	54	1	9	1	3	1	2
43.0109	Security and Loss Prevention Services	0	0	4	0	0	0	0	0	0	0	0	0
43.0110	Juvenile Corrections (NEW)	1	1	1	6	4	1	0	0	0	0	0	0
43.0203	Fire Science/Firefighting	2	0	6	1	0	1	0	0	0	0	0	0
43.0301	Homeland Security	0	0	2	0	0	0	0	0	0	0	1	0
43.9999	Security and Protective Services, Other	1	0	2	2	0	1	0	0	0	0	0	0
44.0000	Human Services, General (NEW)	1	0	0	2	0	0	0	0	0	0	0	0
44.0201	Community Organization and Advocacy	2	5	5	29	2	0	0	11	0	2	0	0
44.0701	Social Work	0	6	0	3	0	0	0	1	0	0	0	0
46.0000	Construction Trades, General (NEW)	0	0	2	0	0	0	0	0	0	0	0	0
46.0201	Carpentry/Carpenter	1	0	0	0	0	1	0	0	0	0	0	0
46.0301	Electrical and Power Transmission Installa	0	0	3	2	0	2	0	0	0	0	0	0
46.0302	Electrician	1	0	16	0	0	0	0	0	0	0	0	0
46.0303	Lineworker	0	0	9	0	0	0	0	0	0	0	0	0
46.0401	Building/Property Maintenance and Manager	0	0	2	0	0	1	0	0	0	0	0	0
46.0499	Building/Construction Finishing, Managemen	0	0	0	1	0	1	0	0	0	0	0	0
46.9999	Construction Trades, Other	0	0	1	1	0	1	0	0	0	0	0	0
47.0101	Electrical/Electronics Equipment Installat	2	0	8	2	0	0	0	0	0	0	3	0
47.0104	Computer Installation and Repair Technolog	0	0	12	6	0	10	0	0	0	0	0	0
47.0201	Heating, Air Conditioning, Ventilation and	2	1	70	0	0	4	4	0	0	0	2	0
47.0303	Industrial Mechanics and Maintenance Techn	1	0	19	2	0	0	0	0	0	0	0	0
47.0603	Autobody/Collision and Repair Technology/T	5	2	5	1	0	1	0	2	0	0	0	0
47.0604	Automobile/Automotive Mechanics Technology	12	1	174	5	0	7	2	0	1	0	15	0
47.0605	Diesel Mechanics Technology/Technician	2	0	3	0	0	0	1	0	1	0	0	0
47.0607	Airframe Mechanics and Aircraft Maintenanc	0	1	0	1	0	0	0	0	0	0	0	0
47.0611	Motorcycle Maintenance and Repair Technol	1	0	2	0	0	0	0	0	0	0	0	0
47.9999	Mechanic and Repair Technologies/Technicia	0	0	4	0	0	0	0	0	0	0	0	0
48.0501	Machine Tool Technology/Machinist	0	0	2	0	0	1	0	0	0	0	0	0
48.0503	Machine Shop Technology/Assistant	1	0	1	0	0	0	0	0	0	0	0	0
48.0508	Welding Technology/Welder	14	0	26	4	0	4	0	0	0	0	0	0
48.9999	Precision Production, Other	0	0	21	3	0	0	0	0	0	0	0	0

TABLE 35: AWARDS CONFERRED BY SPECIAL POPULATIONS AND PROGRAM, 2011-12

CIP Code	Program Name	Individ. With Disabilities		Econ. Disadvantaged		Non-Traditional		Single Parent		Displaced Homemaker		LEP	
		Men	Wom	Men	Wom	Men	Wom	Men	Wom	Men	Wom	Men	Wom
49.0102	Airline/Commercial/Professional Pilot and	0	0	4	1	0	2	0	0	0	0	1	0
49.0104	Aviation/Airway Management and Operations	1	0	1	1	0	0	0	0	0	0	0	0
49.0309	Marine Science/Merchant Marine Officer	0	0	11	0	0	2	0	0	0	0	0	0
50.0402	Commercial and Advertising Art	2	3	16	19	0	0	0	1	0	0	2	1
50.0408	Interior Design	1	3	1	3	0	0	0	0	0	0	0	1
50.0409	Graphic Design (NEW)	3	9	4	10	2	7	0	4	0	2	2	0
50.0410	Illustration (NEW)	0	1	1	1	0	0	0	0	0	0	0	0
50.0501	Drama and Dramatics/Theatre Arts, General	1	0	1	2	0	0	0	0	0	0	0	0
50.0602	Cinematography and Film/Video Production	4	1	4	1	0	0	0	0	0	0	0	0
50.0605	Photography	4	2	2	11	0	0	0	3	0	0	0	0
50.0699	Film/Video and Photographic Arts, Other	0	0	3	0	0	0	0	0	0	0	0	0
50.0701	Art/Art Studies, General	0	4	0	1	0	0	0	0	0	0	0	0
50.0702	Fine/Studio Arts, General	0	0	1	7	0	0	0	0	0	0	0	0
50.0901	Music, General	0	1	0	1	0	0	0	0	0	0	0	0
50.0903	Music Performance, General	2	1	0	2	0	0	0	0	0	0	0	0
50.0913	Music Technology	4	0	2	0	0	0	0	0	0	0	0	0
50.0999	Music, Other	0	0	0	1	0	0	0	0	0	0	0	0
51.0000	Health Services/Allied Health/Health Scien	0	5	3	48	1	0	0	2	0	3	0	1
51.0601	Dental Assisting/Assistant	0	0	0	23	0	0	0	5	0	0	0	2
51.0602	Dental Hygiene/Hygienist	0	1	1	13	1	1	0	2	0	0	0	1
51.0701	Health/Health Care Administration/Manageme	0	2	0	5	0	0	0	2	0	2	0	0
51.0703	Health Unit Coordinator/Ward Clerk	0	0	0	1	0	0	0	0	0	1	0	0
51.0705	Medical Office Management/Administration	1	0	6	17	0	0	0	0	0	0	0	0
51.0707	Health Information/Medical Records Technol	0	1	1	24	0	0	0	0	0	6	0	0
51.0708	Medical Transcription/Transcriptionist	0	0	0	17	0	1	0	0	0	1	0	0
51.0710	Medical Office Assistant/Specialist (NE	0	5	0	19	1	0	0	2	0	2	0	0
51.0711	Medical/Health Management and Clinical Ass	0	2	0	15	0	3	0	0	0	0	0	2
51.0712	Medical Reception/Receptionist (NEW)	0	1	1	14	0	0	0	0	0	0	0	0
51.0713	Medical Insurance Coding Specialist/Coder	0	3	0	27	0	0	0	4	0	1	0	2
51.0714	Medical Insurance Specialist/Medical Bille	2	3	6	65	2	0	0	3	0	3	0	0
51.0716	Medical Administrative/Executive Assistant	0	2	0	37	2	0	0	8	0	4	0	3
51.0799	Health and Medical Administrative Services	0	0	0	1	0	0	0	1	0	0	0	0
51.0801	Medical/Clinical Assistant	0	3	0	62	2	0	0	9	0	0	0	7
51.0803	Occupational Therapist Assistant	0	0	0	2	0	0	0	1	0	0	0	1
51.0805	Pharmacy Technician/Assistant	1	0	4	7	0	0	0	1	0	0	2	4
51.0806	Physical Therapist Assistant	9	15	7	24	3	0	0	3	0	1	0	0
51.0810	Emergency Care Attendant (EMT Ambulance)	0	1	1	2	1	0	0	1	0	1	0	0
51.0812	Respiratory Therapy Technician/Assistant	0	0	0	2	0	0	0	1	0	1	0	0

TABLE 35: AWARDS CONFERRED BY SPECIAL POPULATIONS AND PROGRAM, 2011-12

CIP Code	Program Name	Individ. With Disabilities		Econ. Disadvantaged		Non-Traditional		Single Parent		Displaced Homemaker		LEP	
		Men	Wom	Men	Wom	Men	Wom	Men	Wom	Men	Wom	Men	Wom
51.0901	Cardiovascular Technology/Technologist	0	0	0	1	0	0	0	0	0	0	0	0
51.0902	Electrocardiograph Technology/Technician	0	0	2	5	0	0	0	0	0	0	0	1
51.0904	Emergency Medical Technology/Technician (E	8	3	6	5	2	1	0	1	0	0	0	0
51.0907	Medical Radiologic Technology/Science ? Ra	0	1	5	12	3	0	0	3	1	2	1	0
51.0908	Respiratory Care Therapy/Therapist	1	1	7	28	4	0	1	1	0	0	0	1
51.0909	Surgical Technology/Technologist	1	19	2	24	2	0	1	2	0	2	0	1
51.0910	Diagnostic Medical Sonography/Sonographer	0	0	1	21	1	0	0	1	0	0	0	0
51.0911	Radiologic Technology/Science ? Radiograph	2	1	11	27	1	0	0	1	0	2	1	0
51.0920	Magnetic Resonance Imaging (MRI) Technology/Techn	0	0	0	1	0	0	0	0	0	0	0	0
51.1004	Clinical/Medical Laboratory Technician	0	0	0	1	1	0	0	1	0	0	0	0
51.1009	Phlebotomy/Phlebotomist (NEW)	1	6	4	59	2	0	0	11	0	4	1	3
51.1102	Pre-Medicine/Pre-Medical Studies	2	0	0	0	0	0	0	0	0	0	0	0
51.1103	Pre-Pharmacy Studies	1	0	1	1	0	0	0	0	0	0	0	0
51.1104	Pre-Veterinary Studies	0	2	0	0	0	0	0	0	0	0	0	0
51.1105	Pre-Nursing Studies (NEW)	0	0	1	2	1	0	0	1	0	0	0	0
51.1501	Substance Abuse/Addiction Counseling	0	0	2	0	2	0	0	0	0	0	0	0
51.1502	Psychiatric/Mental Health Services Technic	0	0	3	0	0	0	0	0	0	0	0	0
51.1504	Community Health Services/Liaison/Counseli	1	2	1	9	0	1	0	2	0	0	0	1
51.1701	Optometry (OD)	0	0	0	1	0	0	0	0	0	0	0	0
51.1803	Ophthalmic Technician/Technologist	2	12	1	10	0	1	0	2	0	0	0	0
51.2308	Physical Therapy/Therapist	1	0	0	0	0	0	0	0	0	0	0	0
51.2602	Home Health Aide/Home Attendant	0	2	1	6	0	0	0	3	0	0	0	1
51.3501	Massage Therapy/Therapeutic Massage	0	1	0	7	2	0	0	0	0	0	0	0
51.3801	Nursing - Registered Nurse Training (RN, A	12	59	76	497	108	2	2	75	1	35	2	21
51.3901	Licensed Practical /Vocational Nurse Train	1	14	28	193	50	1	1	40	2	14	0	3
51.3902	Nurse/Nursing Assistant/Aide and Patient C	2	18	12	84	1	0	0	29	0	5	5	13
51.9999	Health Professions and Related Clinical Sc	3	5	2	11	0	0	0	6	0	1	3	0
52.0101	Business/Commerce, General	5	8	38	67	1	53	0	6	0	3	4	2
52.0201	Business Administration and Management, Ge	11	14	100	151	5	142	1	15	0	3	16	10
52.0203	Logistics and Materials Management	0	0	1	2	0	0	0	0	0	0	0	0
52.0204	Office Management and Supervision	4	2	6	25	0	0	0	1	0	0	0	2
52.0207	Customer Service Management (NEW)	0	0	1	4	0	0	0	0	0	0	0	0
52.0299	Business/Managerial Operations, Other	0	0	1	0	0	0	0	0	0	0	0	0
52.0301	Accounting	0	0	3	21	1	4	0	0	0	0	1	10
52.0302	Accounting Technology/Technician and Bookk	2	8	27	80	52	1	2	10	1	4	2	9
52.0305	Accounting and Business/Management (NEW)	1	3	1	3	0	0	0	3	0	0	0	3
52.0399	Accounting and Related Services, Other	0	0	8	9	1	0	0	0	0	0	1	1
52.0401	Administrative Assistant and Secretarial S	0	5	4	53	3	1	0	7	0	10	0	0

TABLE 35: AWARDS CONFERRED BY SPECIAL POPULATIONS AND PROGRAM, 2011-12

CIP Code	Program Name	Individ. With Disabilities		Econ. Disadvantaged		Non-Traditional		Single Parent		Displaced Homemaker		LEP	
		Men	Wom	Men	Wom	Men	Wom	Men	Wom	Men	Wom	Men	Wom
52.0402	Executive Assistant/Executive Secretary	0	2	0	12	2	0	0	1	0	0	0	0
52.0407	Business/Office Automation/Technology/Data	0	1	0	2	1	0	0	0	0	0	0	1
52.0408	General Office Occupations and Clerical Se	0	1	1	7	0	0	0	1	0	1	0	1
52.0411	Customer Service Support/Call Center/Teles	1	0	0	0	0	0	0	0	0	0	0	0
52.0701	Entrepreneurship/Entrepreneurial Studies	0	0	0	3	0	4	0	1	0	1	0	0
52.0703	Small Business Administration/Management	1	1	6	15	0	2	0	0	0	1	1	0
52.0799	Entrepreneurial and Small Business Operati	0	0	1	1	0	0	0	1	0	0	0	0
52.0803	Banking and Financial Support Services	0	0	0	1	0	0	0	1	0	0	0	0
52.0901	Hospitality Administration/Management, Gen	0	3	5	12	0	0	0	2	0	0	0	1
52.0904	Hotel/Motel Administration/Management (NE	0	1	1	9	0	0	0	3	0	0	0	1
52.0905	Restaurant/Food Services Management (NEW	0	0	0	0	0	0	0	1	0	0	0	0
52.1001	Human Resources Management/Personnel Admin	1	0	2	5	0	0	0	2	0	0	0	0
52.1101	International Business/Trade/Commerce	1	0	1	2	0	0	0	1	0	0	1	0
52.1201	Management Information Systems, General	0	0	1	0	0	0	0	0	0	0	0	0
52.1401	Marketing/Marketing Management, General	0	1	5	19	1	3	0	3	0	2	0	0
52.1801	Sales, Distribution and Marketing Operatio	0	1	2	2	0	0	0	0	0	0	0	0
52.1804	Selling Skills and Sales Operations	0	2	0	1	0	0	0	0	0	0	0	0
52.2001	Construction Management (NEW)	1	0	1	0	0	0	0	0	0	0	0	0
52.9999	Business, Management, Marketing, and Relat	0	1	0	2	0	2	0	1	0	0	0	0
54.0101	History, General	1	0	1	0	0	0	0	0	0	0	0	0
TOTAL		417	610	1,915	3,678	303	526	32	549	10	179	179	255