

AWARDS CONFERRED BY LEVEL, 2002-03 THROUGH 2009-10

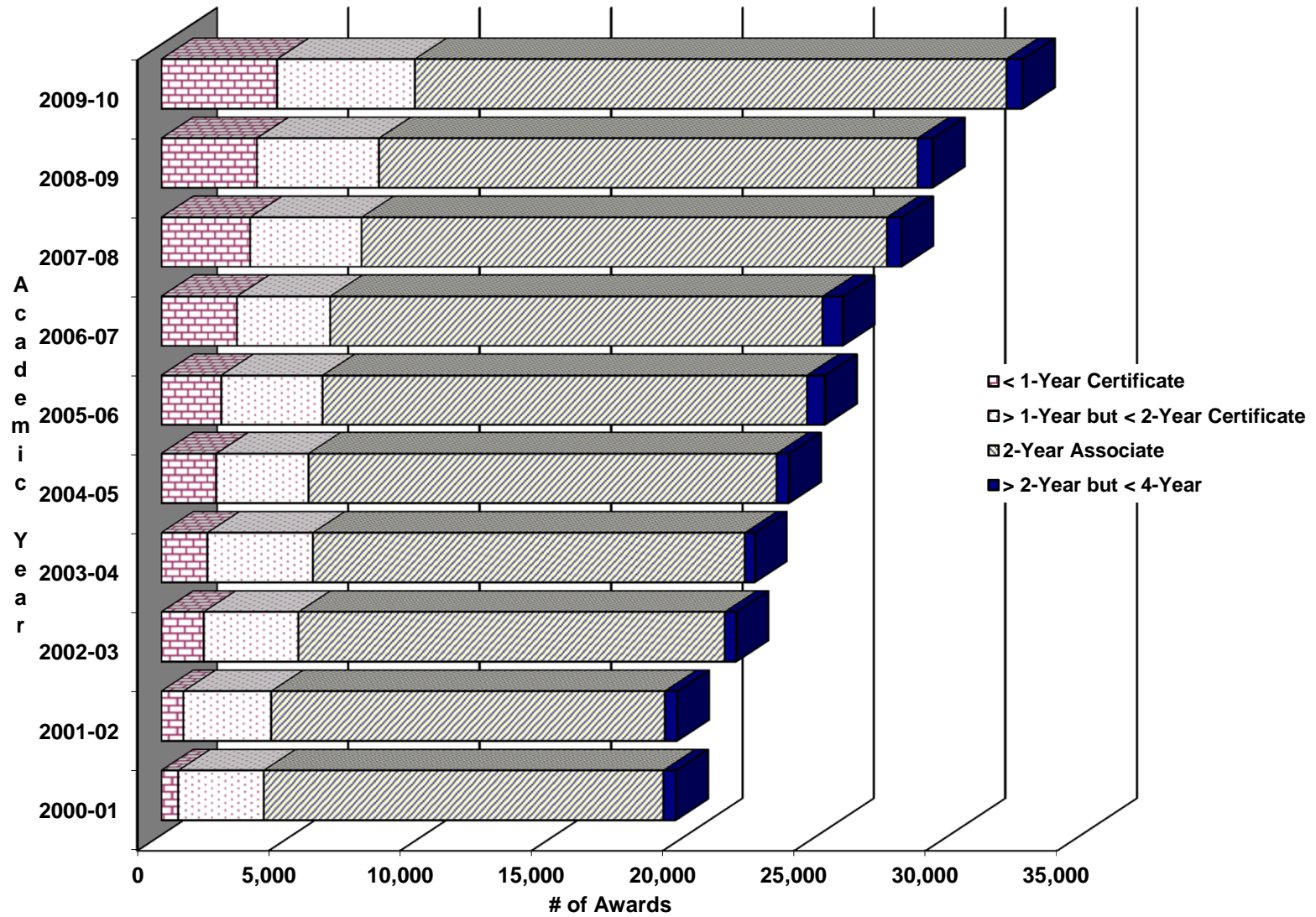
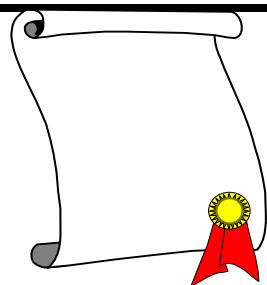
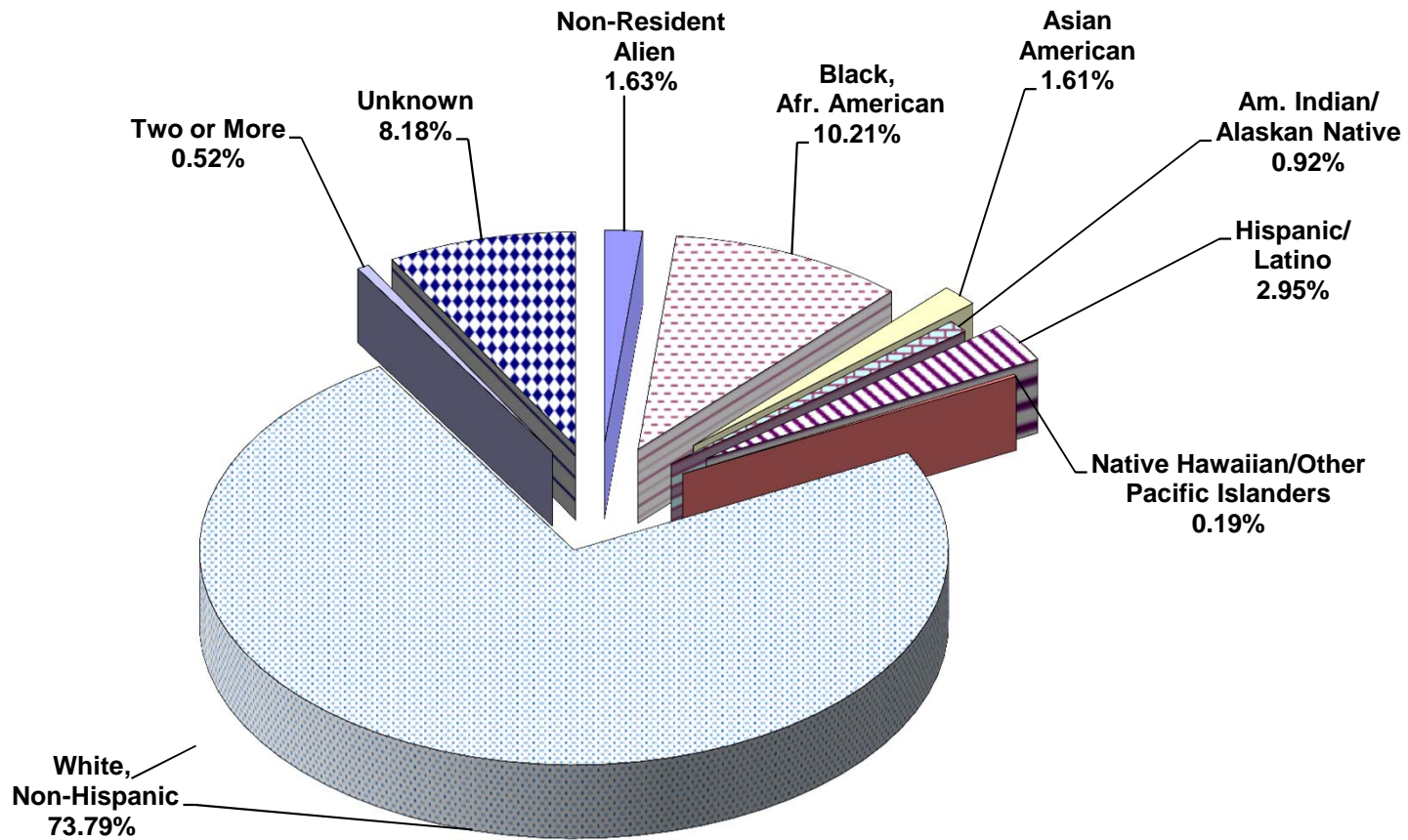


TABLE 28: AWARDS CONFERRED BY LEVEL, 2009-10



| Degree Level | Total for Community Colleges | | | Special Populations | | | | | |
|------------------------------|------------------------------|---------------|---------------|----------------------------|----------------------------|-----------------|---------------|---------------------|------------|
| | Men | Women | Total Awards | Individ. With Disabilities | Economically Disadvantaged | Non-Traditional | Single Parent | Displaced Homemaker | LEP |
| < 1-Year | 1,953 | 2,456 | 4,409 | 129 | 580 | 53 | 99 | 17 | 81 |
| > 1-Year but < 2-Year | 2,028 | 3,217 | 5,245 | 88 | 798 | 133 | 96 | 54 | 44 |
| 2-Year Certificate/Associate | 8,745 | 13,758 | 22,503 | 691 | 2,642 | 360 | 338 | 98 | 228 |
| > 2-Year but < 4-Year | 160 | 463 | 623 | 14 | 95 | 12 | 13 | 6 | 17 |
| TOTAL | 12,886 | 19,894 | 32,780 | 922 | 4,115 | 558 | 533 | 175 | 370 |

AWARDS CONFERRED BY ETHNICITY, 2009-10



N = 32,780

TABLE 29: AWARDS CONFERRED BY COMMUNITY COLLEGE, 2009-10

| | Non-Resident Alien | | Black, Afr. American | | Asian American | | Am. Ind./ Alaskan Native | | Hispanic/ Lantino | | Native Hawaiiian Other Pacific isl. | | White Non-Hispanic | | Two or More | | Unknown | | Total | | GRAND TOTAL |
|------------------------|--------------------|------------|----------------------|--------------|----------------|------------|--------------------------|------------|-------------------|------------|-------------------------------------|-----------|--------------------|---------------|-------------|------------|--------------|--------------|---------------|---------------|---------------|
| | Men | Wom | Men | Wom | Men | Wom | Men | Wom | Men | Wom | Men | Wom | Men | Wom | Men | Wom | Men | Wom | Men | Wom | |
| Alpena | 0 | 0 | 3 | 0 | 2 | 1 | 4 | 3 | 3 | 1 | 0 | 0 | 243 | 233 | 0 | 0 | 3 | 1 | 258 | 239 | 497 |
| Bay De Noc | 0 | 0 | 0 | 1 | 3 | 1 | 5 | 17 | 0 | 1 | 0 | 0 | 152 | 305 | 0 | 0 | 10 | 10 | 170 | 335 | 505 |
| Mott | 1 | 6 | 80 | 181 | 5 | 5 | 17 | 14 | 8 | 23 | 0 | 0 | 463 | 731 | 0 | 0 | 138 | 158 | 712 | 1,118 | 1,830 |
| Delta College | 8 | 9 | 61 | 138 | 7 | 7 | 2 | 4 | 33 | 37 | 0 | 0 | 898 | 1,176 | 4 | 19 | 30 | 22 | 1,043 | 1,412 | 2,455 |
| Glen Oaks | 0 | 1 | 6 | 5 | 0 | 3 | 1 | 1 | 6 | 3 | 0 | 0 | 58 | 153 | 0 | 0 | 1 | 2 | 72 | 168 | 240 |
| Gogebic | 0 | 2 | 1 | 1 | 0 | 2 | 1 | 4 | 2 | 0 | 0 | 0 | 86 | 150 | 0 | 0 | 2 | 4 | 92 | 163 | 255 |
| Grand Rapids | 5 | 8 | 56 | 76 | 17 | 17 | 8 | 13 | 50 | 56 | 0 | 0 | 621 | 846 | 0 | 0 | 22 | 21 | 779 | 1,037 | 1,816 |
| Henry Ford | 12 | 11 | 78 | 250 | 11 | 11 | 2 | 6 | 19 | 28 | 0 | 0 | 454 | 539 | 1 | 2 | 132 | 170 | 709 | 1,017 | 1,726 |
| Jackson | 1 | 4 | 12 | 13 | 2 | 4 | 3 | 5 | 22 | 14 | 0 | 0 | 361 | 500 | 0 | 3 | 8 | 16 | 409 | 559 | 968 |
| Kalamazoo Valley | 0 | 0 | 65 | 57 | 8 | 16 | 4 | 6 | 30 | 20 | 0 | 0 | 537 | 553 | 0 | 0 | 28 | 18 | 672 | 670 | 1,342 |
| Kellogg | 3 | 2 | 13 | 50 | 10 | 8 | 8 | 4 | 4 | 14 | 0 | 0 | 280 | 631 | 7 | 6 | 35 | 43 | 360 | 758 | 1,118 |
| Kirtland | 0 | 0 | 0 | 0 | 0 | 2 | 3 | 2 | 0 | 1 | 0 | 0 | 116 | 231 | 0 | 0 | 7 | 14 | 126 | 250 | 376 |
| Lake Michigan | 1 | 0 | 25 | 39 | 4 | 2 | 0 | 2 | 5 | 8 | 0 | 0 | 105 | 188 | 0 | 2 | 2 | 7 | 142 | 248 | 390 |
| Lansing | 23 | 50 | 67 | 106 | 23 | 42 | 10 | 11 | 54 | 91 | 16 | 15 | 726 | 1,181 | 5 | 5 | 167 | 192 | 1,091 | 1,693 | 2,784 |
| Macomb | 23 | 20 | 82 | 105 | 44 | 33 | 1 | 6 | 16 | 25 | 0 | 0 | 1,160 | 1,269 | 0 | 0 | 315 | 303 | 1,641 | 1,761 | 3,402 |
| Mid Michigan | 0 | 0 | 1 | 1 | 0 | 3 | 3 | 8 | 4 | 7 | 0 | 0 | 142 | 355 | 0 | 0 | 0 | 2 | 150 | 376 | 526 |
| Monroe County | 0 | 1 | 3 | 4 | 2 | 3 | 1 | 3 | 6 | 5 | 0 | 0 | 182 | 292 | 0 | 0 | 14 | 28 | 208 | 336 | 544 |
| Montcalm | 0 | 0 | 0 | 0 | 0 | 0 | 0 | 2 | 2 | 1 | 2 | 5 | 52 | 200 | 0 | 0 | 28 | 83 | 84 | 291 | 375 |
| Muskegon | 1 | 1 | 8 | 24 | 6 | 1 | 1 | 2 | 8 | 12 | 1 | 0 | 188 | 272 | 3 | 2 | 3 | 6 | 219 | 320 | 539 |
| North Central Michigan | 0 | 0 | 1 | 0 | 1 | 1 | 4 | 15 | 2 | 2 | 0 | 0 | 69 | 221 | 0 | 0 | 7 | 23 | 84 | 262 | 346 |
| Northwestern Michigan | 1 | 4 | 3 | 0 | 2 | 1 | 2 | 6 | 9 | 6 | 0 | 0 | 207 | 348 | 0 | 0 | 9 | 20 | 233 | 385 | 618 |
| Oakland | 78 | 153 | 80 | 237 | 14 | 50 | 8 | 13 | 31 | 51 | 4 | 3 | 634 | 1,009 | 18 | 18 | 54 | 78 | 921 | 1,612 | 2,533 |
| St. Clair County | 1 | 1 | 6 | 4 | 0 | 0 | 3 | 5 | 7 | 11 | 0 | 0 | 228 | 433 | 3 | 3 | 8 | 5 | 256 | 462 | 718 |
| Schoolcraft | 10 | 16 | 27 | 78 | 15 | 31 | 5 | 6 | 18 | 21 | 1 | 6 | 470 | 845 | 1 | 0 | 56 | 132 | 603 | 1,135 | 1,738 |
| Southwestern Michigan | 4 | 5 | 8 | 14 | 1 | 4 | 0 | 0 | 3 | 8 | 0 | 0 | 90 | 189 | 4 | 2 | 0 | 0 | 110 | 222 | 332 |
| Washtenaw | 20 | 31 | 151 | 312 | 35 | 47 | 18 | 17 | 64 | 81 | 5 | 3 | 920 | 1,328 | 23 | 41 | 48 | 48 | 1,284 | 1,908 | 3,192 |
| Wayne County | 3 | 15 | 203 | 608 | 4 | 18 | 1 | 9 | 6 | 24 | 0 | 0 | 113 | 257 | 0 | 0 | 42 | 99 | 372 | 1,030 | 1,402 |
| West Shore | 0 | 0 | 0 | 3 | 0 | 0 | 1 | 2 | 2 | 1 | 0 | 0 | 81 | 117 | 0 | 0 | 2 | 4 | 86 | 127 | 213 |
| TOTAL | 195 | 340 | 1,040 | 2,307 | 216 | 313 | 116 | 186 | 414 | 552 | 29 | 32 | 9,636 | 14,552 | 69 | 103 | 1,171 | 1,509 | 12,886 | 19,894 | 32,780 |

TABLE 30: AWARDS CONFERRED BY PROGRAM, ETHNICITY, AND GENDER, 2009-10

| CIP Code | Program Name | Non-Res. | Black, Afr. | Asian | Am. Ind./ Alaskan | Hispanic/ Latino | Native Hawaiian/ Oth. Pacific Islander | White Non-Hispanic | Two or More | Unknown | TOTAL | | GRAND TOTAL |
|----------|---|----------|-------------|----------|-------------------|------------------|--|--------------------|-------------|---------|-------|-------|-------------|
| | | Alien | American | American | Native | | | | | | Men | Women | |
| 01.0000 | Agriculture, General | 0 | 0 | 0 | 0 | 0 | 0 | 1 | 0 | 0 | 1 | 0 | 1 |
| 01.0101 | Agricultural Business and Management, Gene | 0 | 0 | 0 | 0 | 0 | 0 | 1 | 0 | 0 | 0 | 1 | 1 |
| 01.0106 | Agriculture, General | 0 | 0 | 0 | 0 | 0 | 0 | 3 | 0 | 0 | 1 | 2 | 3 |
| 01.0304 | Crop Production | 0 | 0 | 0 | 0 | 0 | 0 | 1 | 0 | 0 | 1 | 0 | 1 |
| 01.0000 | Agriculture, General | 0 | 0 | 0 | 0 | 1 | 1 | 6 | 0 | 1 | 6 | 3 | 9 |
| 01.0101 | Agricultural Business and Management, Gene | 0 | 0 | 0 | 0 | 1 | 0 | 31 | 0 | 2 | 21 | 13 | 34 |
| 01.0106 | Agriculture, General | 0 | 0 | 0 | 0 | 0 | 0 | 3 | 0 | 0 | 3 | 0 | 3 |
| 01.0304 | Crop Production | 0 | 0 | 0 | 0 | 0 | 0 | 1 | 0 | 1 | 1 | 1 | 2 |
| 04.0201 | Architecture (BArch, BA/BS, MArch, MA/MS, | 0 | 0 | 0 | 0 | 0 | 0 | 1 | 0 | 0 | 1 | 0 | 1 |
| 04.0901 | Architectural Technology/Technician (NE | 0 | 2 | 0 | 0 | 3 | 0 | 27 | 0 | 3 | 31 | 4 | 35 |
| 04.9999 | Architecture and Related Services, Other | 0 | 0 | 0 | 0 | 1 | 0 | 5 | 0 | 1 | 5 | 2 | 7 |
| 09.0101 | Communication Studies/Speech Communication | 0 | 0 | 0 | 0 | 0 | 0 | 1 | 0 | 0 | 0 | 1 | 1 |
| 09.0102 | Mass Communication/ Media Studies | 0 | 3 | 0 | 0 | 0 | 0 | 8 | 0 | 1 | 6 | 6 | 12 |
| 09.0199 | Mass Communication Journalism | 0 | 0 | 0 | 0 | 0 | 0 | 2 | 0 | 0 | 1 | 1 | 2 |
| 09.0401 | Journalism | 0 | 2 | 0 | 0 | 1 | 0 | 14 | 0 | 0 | 7 | 10 | 17 |
| 09.0402 | Broadcast Journalism | 0 | 3 | 0 | 0 | 1 | 0 | 3 | 0 | 0 | 4 | 3 | 7 |
| 09.0701 | Radio and Television | 1 | 1 | 0 | 0 | 1 | 0 | 13 | 0 | 0 | 11 | 5 | 16 |
| 09.0902 | Public Relations/Image Management (NEW) | 2 | 1 | 0 | 0 | 0 | 0 | 3 | 0 | 0 | 2 | 4 | 6 |
| 10.0105 | Communications Technology/Technician (NEW | 0 | 1 | 0 | 0 | 0 | 0 | 3 | 0 | 2 | 2 | 4 | 6 |
| 10.0201 | Photographic and Film/ Video Technology | 0 | 0 | 0 | 0 | 0 | 0 | 1 | 0 | 0 | 1 | 0 | 1 |
| 10.0202 | Radio and Television Broadcasting Technolo | 0 | 1 | 0 | 0 | 0 | 0 | 10 | 0 | 0 | 4 | 7 | 11 |
| 10.0203 | Recording Arts Technology/Technician (NEW) | 0 | 0 | 0 | 0 | 0 | 0 | 17 | 0 | 3 | 19 | 1 | 20 |
| 10.0299 | Audiovisual Communications Technologies/Te | 0 | 0 | 0 | 0 | 0 | 0 | 1 | 0 | 0 | 0 | 1 | 1 |
| 10.0303 | Prepress/Desktop Publishing/Digital Imaging | 0 | 0 | 0 | 0 | 0 | 0 | 2 | 0 | 0 | 1 | 1 | 2 |
| 10.0304 | Animation, Interactive Technology, Video | 0 | 1 | 0 | 0 | 3 | 0 | 20 | 0 | 0 | 15 | 9 | 24 |
| 10.0305 | Graphic and Printing Equipment Operator, | 0 | 0 | 0 | 0 | 0 | 0 | 12 | 0 | 0 | 5 | 7 | 12 |
| 11.0101 | Computer and Information Sciences, General | 1 | 0 | 0 | 0 | 0 | 0 | 14 | 0 | 0 | 15 | 0 | 15 |
| 11.0103 | Information Technology (NEW) | 2 | 6 | 0 | 0 | 0 | 0 | 10 | 0 | 2 | 14 | 6 | 20 |
| 11.0199 | Computer Science, Other (NEW) | 0 | 0 | 0 | 0 | 0 | 0 | 6 | 0 | 0 | 4 | 2 | 6 |
| 11.0201 | Computer Programming/Programmer, General | 4 | 29 | 7 | 0 | 4 | 0 | 113 | 2 | 11 | 126 | 44 | 170 |

TABLE 30: AWARDS CONFERRED BY PROGRAM, ETHNICITY, AND GENDER, 2009-10

| CIP Code | Program Name | Non-Res. | Black, Afr. | Asian American | Am. Ind./Alaskan Native | Hispanic/Latino | Native Hawaiian/Oth. Pacific Islander | White Non-Hispanic | Two or More | Unknown | TOTAL | | GRAND TOTAL |
|----------|---|----------|-------------|----------------|-------------------------|-----------------|---------------------------------------|--------------------|-------------|---------|-------|-------|-------------|
| | | Alien | American | American | | | | | | | Men | Women | |
| 11.0202 | Computer Programming, Specific Application | 34 | 3 | 2 | 0 | 5 | 1 | 62 | 0 | 5 | 54 | 58 | 112 |
| 11.0301 | Data Processing and Data Processing Techno | 1 | 0 | 0 | 0 | 0 | 0 | 11 | 1 | 0 | 5 | 8 | 13 |
| 11.0401 | Information Science/Studies | 0 | 0 | 0 | 0 | 0 | 0 | 2 | 0 | 0 | 1 | 1 | 2 |
| 11.0501 | Computer Systems Analysis/Analyst | 4 | 1 | 0 | 0 | 1 | 0 | 25 | 0 | 1 | 23 | 9 | 32 |
| 11.0601 | Data Entry/Microcomputer Applications, Gen | 0 | 7 | 1 | 0 | 1 | 0 | 45 | 0 | 1 | 4 | 51 | 55 |
| 11.0602 | Word Processing (NEW) | 0 | 0 | 1 | 0 | 0 | 0 | 18 | 0 | 0 | 0 | 19 | 19 |
| 11.0801 | Web Page, Digital/Multimedia and Informati | 2 | 7 | 2 | 2 | 1 | 1 | 77 | 1 | 9 | 47 | 55 | 102 |
| 11.0802 | Data Modeling/Warehousing and Database Adm | 2 | 0 | 0 | 0 | 1 | 1 | 4 | 0 | 1 | 3 | 6 | 9 |
| 11.0803 | Computer Graphics (NEW) | 0 | 7 | 2 | 0 | 3 | 0 | 36 | 0 | 3 | 34 | 17 | 51 |
| 11.0899 | Computer Software and Media Applications, | 0 | 5 | 0 | 1 | 0 | 0 | 10 | 0 | 3 | 3 | 16 | 19 |
| 11.0901 | Computer Systems Networking and Telecommun | 1 | 20 | 4 | 6 | 4 | 2 | 177 | 0 | 9 | 198 | 25 | 223 |
| 11.1001 | System Administration/Administrator (NEW) | 0 | 4 | 0 | 0 | 3 | 0 | 32 | 0 | 2 | 37 | 4 | 41 |
| 11.1002 | System, Networking, and LAN/WAN Management | 0 | 1 | 2 | 1 | 3 | 0 | 38 | 0 | 5 | 36 | 14 | 50 |
| 11.1003 | Computer and Information Systems Security | 0 | 5 | 2 | 1 | 1 | 0 | 32 | 0 | 2 | 31 | 12 | 43 |
| 11.1004 | Web/Multimedia Management and Webmaster | 1 | 3 | 0 | 1 | 0 | 0 | 40 | 0 | 3 | 29 | 19 | 48 |
| 11.1006 | Computer Support Specialist | 0 | 0 | 0 | 0 | 2 | 0 | 8 | 0 | 0 | 4 | 6 | 10 |
| 11.1099 | Computer/Information Technology Services A | 0 | 4 | 0 | 0 | 1 | 0 | 17 | 0 | 2 | 20 | 4 | 24 |
| 11.9999 | Computer and Information Sciences and Supp | 2 | 2 | 2 | 0 | 1 | 1 | 41 | 2 | 7 | 45 | 13 | 58 |
| 12.0301 | Funeral Service and Mortuary Science, Gene | 0 | 1 | 0 | 0 | 0 | 0 | 0 | 0 | 0 | 0 | 1 | 1 |
| 12.0401 | Funeral Service and Mortuary Science, Gene | 0 | 7 | 0 | 5 | 2 | 0 | 43 | 0 | 21 | 4 | 74 | 78 |
| 12.0412 | Salon/Beauty Salon Management/Manager | 0 | 2 | 0 | 0 | 2 | 0 | 23 | 0 | 1 | 2 | 26 | 28 |
| 12.0413 | Cosmetology, Barber/Styling, and Nail Inst | 0 | 0 | 0 | 0 | 0 | 0 | 1 | 0 | 0 | 0 | 1 | 1 |
| 12.0501 | Baking and Pastry Arts/Baker/Pastry Chef | 1 | 5 | 2 | 0 | 3 | 0 | 47 | 0 | 9 | 10 | 57 | 67 |
| 12.0503 | Culinary Arts/Chef Training | 5 | 31 | 6 | 1 | 8 | 0 | 259 | 0 | 42 | 172 | 180 | 352 |
| 12.0504 | Restaurant, Culinary, and Catering Managem | 0 | 4 | 1 | 0 | 0 | 0 | 20 | 0 | 1 | 12 | 14 | 26 |
| 12.0505 | Food Preparation/Professional Cooking/Kitchen | 0 | 1 | 0 | 2 | 0 | 0 | 21 | 0 | 0 | 8 | 16 | 24 |
| 12.0507 | Food Service, Waiter/Waitress, and Dining | 0 | 1 | 0 | 0 | 0 | 0 | 0 | 0 | 0 | 1 | 0 | 1 |
| 12.0508 | Institutional Food Workers (NEW) | 0 | 2 | 0 | 1 | 1 | 0 | 10 | 1 | 1 | 6 | 10 | 16 |
| 12.9999 | Personal and Culinary Services, Other | 0 | 0 | 0 | 0 | 0 | 0 | 1 | 0 | 0 | 0 | 1 | 1 |
| 13.0101 | Education, General | 0 | 3 | 1 | 1 | 5 | 0 | 97 | 0 | 12 | 31 | 88 | 119 |

TABLE 30: AWARDS CONFERRED BY PROGRAM, ETHNICITY, AND GENDER, 2009-10

| CIP Code | Program Name | Non-Res. | Black, Afr. | Asian American | Am. Ind./ Alaskan Native | Hispanic/ Latino | Native Hawaiian/ Oth. Pacific Islander | White Non-Hispanic | Two or More | Unknown | TOTAL | | GRAND TOTAL |
|----------|---|----------|-------------|----------------|--------------------------|------------------|--|--------------------|-------------|---------|-------|-------|-------------|
| | | Alien | American | American | | | | | | | Men | Women | |
| 13.1001 | Special Education and Teaching, General | 0 | 5 | 0 | 0 | 0 | 0 | 5 | 0 | 0 | 0 | 10 | 10 |
| 13.1202 | Elementary Education and Teaching | 2 | 21 | 2 | 4 | 7 | 0 | 164 | 0 | 10 | 42 | 168 | 210 |
| 13.1205 | Secondary Education and Teaching | 0 | 7 | 0 | 1 | 3 | 0 | 47 | 1 | 7 | 31 | 35 | 66 |
| 13.1206 | Teacher Education, Multiple Levels | 0 | 3 | 1 | 0 | 2 | 0 | 16 | 0 | 0 | 11 | 11 | 22 |
| 13.1210 | Early Childhood Education and Teaching | 0 | 6 | 1 | 0 | 8 | 0 | 91 | 0 | 8 | 0 | 114 | 114 |
| 13.1309 | Technology Teacher Education/Industrial Ar | 0 | 0 | 0 | 0 | 0 | 0 | 5 | 0 | 0 | 5 | 0 | 5 |
| 13.1312 | Music Teacher Education | 0 | 0 | 0 | 0 | 1 | 0 | 5 | 0 | 0 | 2 | 4 | 6 |
| 13.1314 | Physical Education Teaching and Coaching | 0 | 0 | 0 | 0 | 1 | 0 | 4 | 0 | 0 | 3 | 2 | 5 |
| 13.1501 | Teacher Assistant/Aide | 0 | 3 | 0 | 0 | 1 | 1 | 19 | 0 | 3 | 0 | 27 | 27 |
| 14.0101 | Engineering, General | 2 | 5 | 3 | 2 | 2 | 0 | 51 | 0 | 3 | 61 | 7 | 68 |
| 14.0102 | Pre-Engineering | 0 | 0 | 1 | 0 | 1 | 0 | 11 | 0 | 0 | 12 | 1 | 13 |
| 14.9999 | Engineering, Other | 0 | 0 | 0 | 0 | 0 | 0 | 1 | 0 | 0 | 1 | 0 | 1 |
| 15.0000 | Engineering Technology, General | 0 | 9 | 0 | 2 | 2 | 0 | 57 | 0 | 0 | 38 | 32 | 70 |
| 15.0101 | Architectural Engineering Technology/Techn | 3 | 2 | 0 | 0 | 5 | 0 | 16 | 1 | 0 | 20 | 7 | 27 |
| 15.0201 | Civil Engineering Technology/Technician | 0 | 1 | 0 | 0 | 0 | 0 | 47 | 0 | 3 | 43 | 8 | 51 |
| 15.0303 | Electrical, Electronic and Communications | 1 | 13 | 5 | 1 | 4 | 0 | 139 | 0 | 11 | 163 | 11 | 174 |
| 15.0399 | Electrical and Electronic Engineering Tech | 0 | 1 | 0 | 0 | 0 | 0 | 0 | 0 | 0 | 1 | 0 | 1 |
| 15.0401 | Biomedical Technology/Technician | 1 | 2 | 1 | 0 | 0 | 0 | 22 | 0 | 6 | 30 | 2 | 32 |
| 15.0403 | Electromechanical Technology/Electromechan | 0 | 1 | 0 | 0 | 0 | 0 | 1 | 0 | 1 | 1 | 2 | 3 |
| 15.0405 | Robotics Technology/Technician | 0 | 1 | 0 | 0 | 0 | 0 | 41 | 0 | 0 | 41 | 1 | 42 |
| 15.0499 | Electromechanical and Instrumentation and | 0 | 0 | 0 | 0 | 1 | 0 | 1 | 0 | 0 | 2 | 0 | 2 |
| 15.0501 | Heating, Air Conditioning and Refrigeration | 12 | 24 | 1 | 1 | 5 | 0 | 165 | 0 | 44 | 239 | 13 | 252 |
| 15.0503 | Energy Management and Systems Technology | 0 | 6 | 0 | 0 | 1 | 0 | 58 | 0 | 17 | 68 | 14 | 82 |
| 15.0506 | Water Quality and Wastewater Treatment Man | 0 | 0 | 0 | 1 | 0 | 0 | 11 | 0 | 0 | 7 | 5 | 12 |
| 15.0507 | Environmental Engineering Technology/Envir | 0 | 2 | 0 | 0 | 0 | 0 | 10 | 0 | 1 | 9 | 4 | 13 |
| 15.0599 | Environmental Control Technologies/Techn | 0 | 0 | 0 | 0 | 0 | 0 | 1 | 0 | 0 | 1 | 0 | 1 |
| 15.0607 | Plastics Engineering Technology/Technician | 0 | 0 | 0 | 0 | 0 | 0 | 5 | 0 | 0 | 4 | 1 | 5 |
| 15.0611 | Metallurgical Technology/Technician | 0 | 0 | 0 | 0 | 0 | 0 | 10 | 0 | 1 | 10 | 1 | 11 |
| 15.0612 | Industrial Technology/Technician (NEW) | 0 | 1 | 2 | 0 | 1 | 0 | 9 | 0 | 3 | 16 | 0 | 16 |
| 15.0613 | Manufacturing Technology/Technician (NEW) | 0 | 4 | 1 | 0 | 2 | 0 | 48 | 0 | 11 | 58 | 8 | 66 |

TABLE 30: AWARDS CONFERRED BY PROGRAM, ETHNICITY, AND GENDER, 2009-10

| CIP Code | Program Name | Non-Res. | Black, Afr. | Asian | Am. Ind./ Alaskan | Hispanic/ Latino | Native Hawaiian/ Oth. Pacific Islander | White Non-Hispanic | Two or More | Unknown | TOTAL | | GRAND TOTAL | |
|----------|--|----------|-------------|----------|-------------------|------------------|--|--------------------|-------------|---------|-------|-------|-------------|-----|
| | | Alien | American | American | Native | | | | | | Men | Women | | |
| 15.0699 | Industrial Production Technologies | 3 | 32 | 6 | | 2 | 13 | 1 | 172 | 4 | 10 | 121 | 122 | 243 |
| 15.0702 | Quality Control Technology/Technician | 0 | 7 | 1 | | 1 | 0 | 0 | 23 | 0 | 3 | 28 | 7 | 35 |
| 15.0805 | Mechanical Engineering/Mechanical Technolo | 0 | 0 | 0 | | 0 | 3 | 0 | 20 | 0 | 0 | 21 | 2 | 23 |
| 15.0899 | Mechanical Engineering Related Technologie | 0 | 0 | 0 | | 0 | 0 | 0 | 10 | 0 | 0 | 9 | 1 | 10 |
| 15.1001 | Construction Engineering Technology/Techni | 0 | 2 | 0 | | 2 | 0 | 0 | 21 | 0 | 5 | 27 | 3 | 30 |
| 15.1102 | Survey Technology/ Surveying | 1 | 0 | 0 | | 0 | 1 | 0 | 11 | 0 | 1 | 12 | 2 | 14 |
| 15.1201 | Hydraulics and Fluid Power Technology/ Tec | 0 | 0 | 0 | | 0 | 0 | 0 | 1 | 0 | 0 | 1 | 0 | 1 |
| 15.1202 | Computer Technology/Computer Systems Techn | 0 | 3 | 2 | | 2 | 0 | 0 | 46 | 0 | 4 | 45 | 12 | 57 |
| 15.1203 | Computer Hardware Technology/Technician | 0 | 0 | 0 | | 0 | 0 | 0 | 9 | 0 | 0 | 7 | 2 | 9 |
| 15.1301 | Drafting and Design Technology/Technician, | 0 | 2 | 0 | | 0 | 0 | 0 | 46 | 1 | 1 | 42 | 8 | 50 |
| 15.1302 | CAD/CADD Drafting and/or Design Technology | 1 | 9 | 3 | | 1 | 3 | 0 | 115 | 0 | 11 | 125 | 18 | 143 |
| 15.1303 | Architectural Drafting and Architectural C | 0 | 1 | 0 | | 0 | 1 | 0 | 13 | 0 | 3 | 14 | 4 | 18 |
| 15.1306 | Mechanical Drafting and Mechanical Draftin | 3 | 6 | 4 | | 0 | 2 | 0 | 89 | 0 | 14 | 108 | 10 | 118 |
| 15.1399 | Drafting/Design Engineering Technologies/T | 0 | 0 | 0 | | 0 | 1 | 0 | 7 | 0 | 1 | 7 | 2 | 9 |
| 15.9999 | Engineering Technologies/Technicians, Othe | 0 | 2 | 0 | | 0 | 1 | 0 | 16 | 0 | 2 | 20 | 1 | 21 |
| 16.0101 | Foreign Languages and Literatures, General | 0 | 0 | 1 | | 0 | 1 | 0 | 5 | 0 | 1 | 2 | 6 | 8 |
| 16.1603 | Sign Language Interpretation and Translati | 1 | 1 | 1 | | 0 | 0 | 0 | 27 | 0 | 1 | 2 | 29 | 31 |
| 19.0505 | Foodservice Systems Administration/Managem | 0 | 4 | 0 | | 0 | 0 | 0 | 3 | 0 | 0 | 0 | 7 | 7 |
| 19.0702 | Adult Development and Aging (NEW) | 0 | 7 | 0 | | 0 | 2 | 0 | 11 | 0 | 2 | 5 | 17 | 22 |
| 19.0706 | Child Development | 0 | 3 | 0 | | 1 | 1 | 0 | 42 | 0 | 1 | 0 | 48 | 48 |
| 19.0708 | Child Care and Support Services Management | 7 | 28 | 0 | | 1 | 5 | 1 | 149 | 0 | 14 | 3 | 202 | 205 |
| 19.0709 | Child Care Provider/Assistant | 0 | 41 | 1 | | 0 | 4 | 2 | 123 | 0 | 5 | 2 | 174 | 176 |
| 19.0906 | Fashion and Fabric Consultant | 0 | 0 | 0 | | 0 | 1 | 0 | 2 | 0 | 0 | 1 | 2 | 3 |
| 22.0001 | Pre-Law Studies | 0 | 1 | 0 | | 0 | 0 | 0 | 9 | 0 | 0 | 6 | 4 | 10 |
| 22.0301 | Legal Administrative Assistant/Secretary | 0 | 1 | 0 | | 1 | 0 | 0 | 14 | 0 | 2 | 0 | 18 | 18 |
| 22.0302 | Legal Assistant/Paralegal | 4 | 32 | 4 | | 3 | 5 | 0 | 140 | 0 | 19 | 31 | 176 | 207 |
| 22.0303 | Court Reporting/Court Reporter | 0 | 0 | 0 | | 0 | 0 | 0 | 3 | 0 | 0 | 0 | 3 | 3 |
| 23.0101 | English Language and Literature, General | 0 | 0 | 0 | | 0 | 1 | 0 | 20 | 0 | 0 | 8 | 13 | 21 |
| 23.0501 | Creative Writing | 0 | 0 | 0 | | 0 | 0 | 0 | 3 | 0 | 1 | 2 | 2 | 4 |
| 23.1303 | Technical Writing | 0 | 0 | 0 | | 0 | 0 | 0 | 5 | 0 | 0 | 4 | 1 | 5 |
| 23.9999 | English Language and Literature/Letters, | 0 | 2 | 0 | | 0 | 0 | 0 | 6 | 0 | 0 | 1 | 7 | 8 |

TABLE 30: AWARDS CONFERRED BY PROGRAM, ETHNICITY, AND GENDER, 2009-10

| CIP Code | Program Name | Non-Res. | Black, Afr. | Asian American | Am. Ind./Alaskan Native | Hispanic/Latino | Native Hawaiian/Oth. Pacific Islander | White Non-Hispanic | Two or More | Unknown | TOTAL | | GRAND TOTAL |
|----------|--|----------|-------------|----------------|-------------------------|-----------------|---------------------------------------|--------------------|-------------|---------|-------|-------|-------------|
| | | Alien | American | American | | | | | | | Men | Women | |
| 24.0101 | Liberal Arts and Sciences/Liberal Studies | 81 | 423 | 69 | 41 | 185 | 5 | 4,209 | 35 | 428 | 2,061 | 3,415 | 5476 |
| 24.0102 | General Studies | 56 | 506 | 75 | 41 | 114 | 5 | 2,942 | 35 | 498 | 1,711 | 2,561 | 4272 |
| 24.0103 | Humanities/Humanistic Studies | 0 | 0 | 0 | 0 | 0 | 0 | 24 | 0 | 1 | 15 | 10 | 25 |
| 24.0199 | Liberal Arts and Sciences, General Studies | 18 | 10 | 2 | 1 | 1 | 0 | 36 | 0 | 3 | 34 | 37 | 71 |
| 25.0301 | Library Assistant/Technician | 0 | 0 | 0 | 0 | 0 | 0 | 6 | 0 | 1 | 1 | 6 | 7 |
| 26.0101 | Biology/Biological Sciences, General | 3 | 23 | 1 | 5 | 2 | 0 | 157 | 0 | 37 | 88 | 140 | 228 |
| 26.1201 | Biotechnology | 0 | 0 | 0 | 0 | 0 | 0 | 7 | 0 | 0 | 1 | 6 | 7 |
| 27.0101 | Mathematics, General | 0 | 1 | 0 | 0 | 2 | 0 | 18 | 0 | 1 | 13 | 9 | 22 |
| 30.0101 | Biological and Physical Sciences | 0 | 5 | 2 | 0 | 0 | 0 | 32 | 0 | 1 | 17 | 23 | 40 |
| 30.2001 | International/Global Studies | 0 | 4 | 1 | 0 | 5 | 0 | 21 | 0 | 3 | 18 | 16 | 34 |
| 31.0301 | Parks, Recreation and Leisure Facilities | 0 | 0 | 0 | 0 | 1 | 0 | 13 | 0 | 1 | 13 | 2 | 15 |
| 31.0501 | Health and Physical Education, General | 0 | 2 | 0 | 0 | 0 | 0 | 4 | 0 | 0 | 2 | 4 | 6 |
| 31.0505 | Kinesiology and Exercise Science | 2 | 0 | 0 | 0 | 1 | 0 | 5 | 2 | 0 | 7 | 3 | 10 |
| 31.0507 | Health and Physical Education/Fitness, Other | 0 | 0 | 0 | 0 | 0 | 0 | 3 | 0 | 0 | 1 | 2 | 3 |
| 31.0599 | Health and Physical Education/Fitness, Oth | 0 | 1 | 0 | 0 | 1 | 0 | 5 | 0 | 0 | 2 | 5 | 7 |
| 34.0104 | Addiction Prevention and Treatment | 0 | 1 | 0 | 0 | 0 | 0 | 0 | 0 | 0 | 1 | 0 | 1 |
| 36.0119 | Aircraft Pilot (Private) | 1 | 1 | 0 | 0 | 0 | 0 | 5 | 0 | 4 | 7 | 4 | 11 |
| 38.0201 | Religion/Religious Studies | 0 | 3 | 0 | 0 | 0 | 0 | 0 | 0 | 2 | 1 | 4 | 5 |
| 40.0101 | Physical Sciences | 1 | 2 | 0 | 0 | 1 | 0 | 49 | 0 | 1 | 25 | 29 | 54 |
| 40.0501 | Chemistry, General | 0 | 0 | 0 | 0 | 1 | 0 | 13 | 0 | 1 | 9 | 6 | 15 |
| 40.0607 | Oceanography, Chemical and Physical | 0 | 0 | 0 | 0 | 0 | 0 | 1 | 0 | 0 | 0 | 1 | 1 |
| 40.0801 | Physics, General | 0 | 0 | 0 | 0 | 0 | 0 | 5 | 0 | 0 | 4 | 1 | 5 |
| 41.0301 | Chemical Technology/Technicia | 1 | 6 | 0 | 0 | 4 | 0 | 107 | 0 | 3 | 106 | 15 | 121 |
| 41.9999 | Science Technologies/Technicians, Other | 2 | 2 | 0 | 1 | 2 | 0 | 6 | 0 | 4 | 15 | 2 | 17 |
| 42.0101 | Psychology, General | 0 | 6 | 1 | 0 | 4 | 0 | 62 | 0 | 5 | 29 | 49 | 78 |
| 42.1601 | Social Psychology | 0 | 2 | 0 | 0 | 0 | 0 | 9 | 0 | 1 | 1 | 11 | 12 |
| 43.0102 | Corrections | 0 | 74 | 1 | 2 | 6 | 0 | 126 | 4 | 14 | 95 | 132 | 227 |
| 43.0103 | Criminal Justice/Law Enforcement Administr | 0 | 20 | 1 | 4 | 11 | 0 | 231 | 1 | 19 | 202 | 85 | 287 |
| 43.0104 | Criminal Justice/Safety Studies | 0 | 0 | 0 | 1 | 0 | 0 | 5 | 0 | 0 | 5 | 1 | 6 |
| 43.0107 | Criminal Justice/Police Science | 1 | 61 | 6 | 6 | 19 | 1 | 487 | 3 | 35 | 451 | 168 | 619 |
| 43.0109 | Security and Loss Prevention Services | 0 | 0 | 0 | 0 | 0 | 0 | 6 | 0 | 0 | 4 | 2 | 6 |
| 43.0110 | Juvenile Corrections (NEW) | 0 | 5 | 0 | 0 | 3 | 0 | 17 | 0 | 2 | 7 | 20 | 27 |
| 43.0111 | Criminalistics and Criminal Science (NEW) | 0 | 0 | 0 | 0 | 0 | 0 | 2 | 0 | 0 | 0 | 2 | 2 |

TABLE 30: AWARDS CONFERRED BY PROGRAM, ETHNICITY, AND GENDER, 2009-10

| CIP Code | Program Name | Non-Res. | Black, Afr. | Asian | Am. Ind./ Alaskan | Hispanic/ Latino | Native Hawaiian/ Oth. Pacific Islander | White Non-Hispanic | Two or More | Unknown | TOTAL | | GRAND TOTAL |
|----------|--|----------|-------------|----------|-------------------|------------------|--|--------------------|-------------|---------|-------|-------|-------------|
| | | Alien | American | American | Native | | | | | | Men | Women | |
| 43.0113 | Corrections Administration (NEW) | 0 | 0 | 0 | 0 | 0 | 0 | 0 | 0 | 1 | 1 | 0 | 1 |
| 43.0199 | Corrections and Criminal Justice, Other | 0 | 2 | 0 | 1 | 0 | 0 | 30 | 0 | 1 | 24 | 10 | 34 |
| 43.0201 | Fire Protection and Safety Technology/Tech | 0 | 0 | 0 | 0 | 0 | 0 | 21 | 0 | 5 | 19 | 7 | 26 |
| 43.0202 | Fire Services Administration | 0 | 0 | 0 | 0 | 0 | 0 | 2 | 0 | 0 | 2 | 0 | 2 |
| 43.0203 | Fire Science/Firefighting | 1 | 2 | 1 | 2 | 2 | 1 | 99 | 1 | 13 | 110 | 12 | 122 |
| 43.9999 | Security and Protective Services, Other | 0 | 1 | 0 | 0 | 0 | 0 | 6 | 0 | 0 | 5 | 2 | 7 |
| 44.0000 | Human Services, General (NEW) | 0 | 0 | 0 | 1 | 0 | 0 | 8 | 0 | 1 | 1 | 9 | 10 |
| 44.0201 | Community Organization and Advocacy | 1 | 18 | 2 | 0 | 1 | 0 | 44 | 3 | 8 | 14 | 63 | 77 |
| 44.0701 | Social Work | 0 | 5 | 0 | 0 | 4 | 0 | 31 | 0 | 1 | 3 | 38 | 41 |
| 45.0101 | Social Sciences, General | 7 | 170 | 5 | 2 | 6 | 0 | 70 | 0 | 17 | 56 | 221 | 277 |
| 45.0201 | Anthropology | 0 | 0 | 0 | 0 | 0 | 0 | 1 | 0 | 0 | 0 | 1 | 1 |
| 45.0601 | Economics, General | 0 | 0 | 0 | 0 | 0 | 0 | 1 | 0 | 0 | 1 | 0 | 1 |
| 45.0901 | International Relations and Affairs | 0 | 1 | 0 | 0 | 0 | 0 | 2 | 0 | 0 | 1 | 2 | 3 |
| 45.1001 | Political Science and Government, Gener | 0 | 0 | 0 | 0 | 0 | 0 | 4 | 0 | 0 | 3 | 1 | 4 |
| 45.1101 | Sociology | 0 | 0 | 0 | 0 | 0 | 0 | 20 | 0 | 0 | 7 | 13 | 20 |
| 45.9999 | Social Science, Other | 0 | 0 | 0 | 0 | 0 | 0 | 1 | 0 | 0 | 0 | 1 | 1 |
| 46.0000 | Construction Trades, General (NEW) | 0 | 3 | 0 | 0 | 1 | 0 | 6 | 0 | 0 | 10 | 0 | 10 |
| 46.0201 | Carpentry/Carpenter | 0 | 0 | 0 | 0 | 0 | 0 | 10 | 0 | 2 | 12 | 0 | 12 |
| 46.0301 | Electrical and Power Transmission Installa | 0 | 0 | 0 | 0 | 0 | 0 | 2 | 0 | 0 | 1 | 1 | 2 |
| 46.0302 | Electrician | 0 | 0 | 2 | 0 | 2 | 2 | 68 | 0 | 8 | 79 | 3 | 82 |
| 46.0303 | Lineworker | 0 | 0 | 0 | 1 | 1 | 0 | 76 | 0 | 2 | 79 | 1 | 80 |
| 46.0401 | Building/Property Maintenance and Manager | 0 | 2 | 0 | 0 | 0 | 0 | 6 | 0 | 1 | 7 | 2 | 9 |
| 46.0412 | Building/Construction Site Management/Mana | 1 | 2 | 0 | 0 | 3 | 0 | 16 | 0 | 1 | 21 | 2 | 23 |
| 46.0499 | Building/Construction Finishing, Managemen | 0 | 0 | 0 | 0 | 0 | 0 | 8 | 0 | 0 | 6 | 2 | 8 |
| 46.0502 | Pipefitting/Pipefitter and Sprinkler Fitte | 3 | 0 | 0 | 1 | 2 | 0 | 32 | 0 | 8 | 46 | 0 | 46 |
| 46.0503 | Plumbing Technology/Plumber (NEW) | 0 | 1 | 0 | 0 | 2 | 0 | 9 | 0 | 12 | 19 | 5 | 24 |
| 46.9999 | Construction Trades, Other | 0 | 0 | 0 | 0 | 0 | 0 | 2 | 0 | 0 | 2 | 0 | 2 |
| 47.0000 | Mechanics and Repairers, General (NEW) | 0 | 0 | 1 | 0 | 0 | 0 | 8 | 0 | 0 | 9 | 0 | 9 |
| 47.0101 | Electrical/Electronics Equipment Installat | 0 | 2 | 0 | 0 | 1 | 0 | 11 | 0 | 3 | 16 | 1 | 17 |
| 47.0104 | Computer Installation and Repair Technolog | 0 | 1 | 3 | 0 | 0 | 0 | 37 | 0 | 4 | 43 | 2 | 45 |
| 47.0105 | Industrial Electronics Technology/Technici | 0 | 0 | 0 | 0 | 0 | 0 | 6 | 0 | 1 | 6 | 1 | 7 |
| 47.0201 | Heating, Air Conditioning, Ventilation and | 0 | 45 | 2 | 0 | 8 | 0 | 167 | 0 | 19 | 237 | 4 | 241 |

TABLE 30: AWARDS CONFERRED BY PROGRAM, ETHNICITY, AND GENDER, 2009-10

| CIP Code | Program Name | Non-Res. | Black, Afr. | Asian | Am. Ind./ Alaskan | Hispanic/ Latino | Native Hawaiian/ Oth. Pacific Islander | White Non-Hispanic | Two or More | Unknown | TOTAL | | GRAND TOTAL |
|----------|--|----------|-------------|----------|-------------------|------------------|--|--------------------|-------------|---------|-------|-------|-------------|
| | | Alien | American | American | Native | | | | | | Men | Women | |
| 47.0303 | Industrial Mechanics and Maintenance Techn | 1 | 7 | 1 | 0 | 4 | 0 | 45 | 0 | 33 | 87 | 4 | 91 |
| 47.0399 | Heavy/Industrial Equipment Maintenance Tec | 0 | 3 | 0 | 0 | 0 | 0 | 1 | 0 | 0 | 4 | 0 | 4 |
| 47.0603 | Autobody/Collision and Repair Technolog | 1 | 5 | 0 | 2 | 1 | 0 | 57 | 2 | 11 | 75 | 4 | 79 |
| 47.0604 | Automobile/Automotive Mechanics Technology | 8 | 72 | 11 | 1 | 33 | 1 | 592 | 3 | 56 | 736 | 41 | 777 |
| 47.0606 | Small Engine Mechanics and Repair Tech | 0 | 0 | 0 | 0 | 0 | 0 | 3 | 0 | 1 | 4 | 0 | 4 |
| 47.0607 | Airframe Mechanics and Aircraft Maintenance | 1 | 0 | 0 | 0 | 1 | 1 | 10 | 0 | 4 | 16 | 1 | 17 |
| 47.0608 | Aircraft Powerplant Technology/Technician | 2 | 2 | 0 | 0 | 1 | 2 | 9 | 0 | 1 | 16 | 1 | 17 |
| 47.0609 | Avionics Maintenance Technology/Technician | 0 | 0 | 0 | 0 | 0 | 0 | 1 | 0 | 0 | 1 | 0 | 1 |
| 47.0611 | Motorcycle Maintenance and Repair Technologies | 0 | 1 | 3 | 0 | 2 | 0 | 23 | 0 | 1 | 28 | 2 | 30 |
| 47.0615 | Engine Machinist (NEW) | 0 | 0 | 0 | 0 | 0 | 0 | 17 | 0 | 2 | 18 | 1 | 19 |
| 47.0699 | Vehicle Maintenance and Repair Technologie | 0 | 0 | 0 | 0 | 0 | 0 | 1 | 0 | 0 | 1 | 0 | 1 |
| 47.9999 | Mechanic and Repair Technologies/Technician | 0 | 0 | 0 | 0 | 2 | 0 | 23 | 0 | 7 | 32 | 0 | 32 |
| 48.0501 | Machine Tool Technology/Machinist | 0 | 5 | 0 | 0 | 0 | 0 | 22 | 1 | 2 | 27 | 3 | 30 |
| 48.0503 | Machine Shop Technology/Assistant | 0 | 0 | 0 | 0 | 0 | 0 | 17 | 0 | 1 | 18 | 0 | 18 |
| 48.0506 | Sheet Metal Technology/Sheetworking | 0 | 0 | 0 | 0 | 0 | 0 | 1 | 0 | 0 | 1 | 0 | 1 |
| 48.0507 | Tool and Die Technology/Technician | 0 | 1 | 0 | 0 | 0 | 0 | 11 | 0 | 2 | 13 | 1 | 14 |
| 48.0508 | Welding Technology/Welder | 0 | 5 | 1 | 2 | 4 | 1 | 141 | 1 | 7 | 154 | 8 | 162 |
| 48.0510 | Computer Numerically Controlled (CNC) Machinist Te | 0 | 0 | 0 | 0 | 0 | 0 | 4 | 0 | 0 | 4 | 0 | 4 |
| 48.0599 | Precision Metal Working, Other | 0 | 0 | 0 | 0 | 1 | 0 | 1 | 0 | 0 | 2 | 0 | 2 |
| 48.0703 | Cabinetmaking and Millwork/Millwright | 0 | 0 | 0 | 0 | 1 | 0 | 1 | 0 | 0 | 1 | 1 | 2 |
| 48.9999 | Precision Production, Other | 0 | 11 | 0 | 0 | 2 | 0 | 63 | 0 | 2 | 74 | 4 | 78 |
| 49.0102 | Airline/Commercial/Professional Pilot and | 0 | 0 | 0 | 0 | 1 | 0 | 16 | 0 | 0 | 16 | 1 | 17 |
| 49.0104 | Aviation/Airway Management and Operations | 2 | 0 | 0 | 1 | 0 | 0 | 23 | 0 | 3 | 25 | 4 | 29 |
| 49.0202 | Construction/Heavy Equipment/Earthmoving | 0 | 4 | 0 | 0 | 0 | 0 | 15 | 0 | 4 | 23 | 0 | 23 |
| 49.0205 | Truck and Bus Driver/Commercial Vehicle Op | 0 | 6 | 0 | 0 | 4 | 0 | 49 | 1 | 3 | 62 | 1 | 63 |
| 49.0309 | Marine Science/Merchant Marine Officer | 0 | 0 | 0 | 0 | 2 | 0 | 21 | 0 | 1 | 24 | 0 | 24 |
| 50.0101 | Visual and Performing Arts, General | 0 | 0 | 1 | 2 | 0 | 0 | 8 | 0 | 0 | 2 | 9 | 11 |
| 50.0401 | Design and Visual Communications, Gener | 0 | 0 | 0 | 0 | 0 | 0 | 1 | 0 | 0 | 1 | 0 | 1 |
| 50.0402 | Commercial and Advertising Art | 1 | 6 | 7 | 0 | 6 | 0 | 117 | 0 | 24 | 87 | 74 | 161 |
| 50.0404 | Industrial Design | 0 | 0 | 0 | 0 | 0 | 0 | 1 | 0 | 0 | 1 | 0 | 1 |
| 50.0408 | Interior Design | 1 | 2 | 1 | 1 | 2 | 0 | 33 | 0 | 2 | 1 | 41 | 42 |

TABLE 30: AWARDS CONFERRED BY PROGRAM, ETHNICITY, AND GENDER, 2009-10

| CIP Code | Program Name | Non-Res. | Black, Afr. | Asian | Am. Ind./Alaskan | Hispanic/Latino | Native Hawaiian/Oth. Pacific Islander | White Non-Hispanic | Two or More | Unknown | TOTAL | | GRAND TOTAL | |
|----------|--|----------|-------------|----------|------------------|-----------------|---------------------------------------|--------------------|-------------|---------|-------|-------|-------------|-----|
| | | Alien | American | American | Native | | | | | | Men | Women | | |
| 50.0409 | Graphic Design (NEW) | 1 | 11 | 5 | | 5 | 2 | 1 | 111 | 0 | 17 | 57 | 96 | 153 |
| 50.0410 | Illustration (NEW) | 0 | 0 | 0 | | 0 | 1 | 0 | 12 | 0 | 1 | 5 | 9 | 14 |
| 50.0501 | Drama and Dramatics/Theatre Arts, General | 2 | 0 | 0 | | 0 | 0 | 0 | 8 | 0 | 1 | 5 | 6 | 11 |
| 50.0502 | Technical Theatre/Theatre Design and Techn | 0 | 0 | 0 | | 0 | 0 | 0 | 1 | 0 | 0 | 1 | 0 | 1 |
| 50.0599 | Dramatic/Theatre Arts and Stagecraft | 0 | 1 | 0 | | 0 | 0 | 0 | 2 | 0 | 0 | 1 | 2 | 3 |
| 50.0602 | Cinematography and Film/Video Production | 1 | 2 | 0 | | 1 | 2 | 0 | 16 | 2 | 2 | 20 | 6 | 26 |
| 50.0605 | Photography | 2 | 6 | 3 | | 0 | 6 | 0 | 103 | 0 | 11 | 42 | 89 | 131 |
| 50.0699 | Film/Video and Photographic Arts, Other | 0 | 0 | 0 | | 0 | 0 | 0 | 2 | 0 | 0 | 1 | 1 | 2 |
| 50.0701 | Art/Art Studies, General | 2 | 171 | 9 | | 4 | 6 | 0 | 71 | 0 | 36 | 77 | 222 | 299 |
| 50.0702 | Fine/Studio Arts, General | 0 | 2 | 0 | | 1 | 2 | 0 | 19 | 0 | 4 | 10 | 18 | 28 |
| 50.0703 | Art History, Criticism and Conservation | 0 | 0 | 0 | | 0 | 0 | 0 | 1 | 0 | 0 | 1 | 0 | 1 |
| 50.0704 | Arts Management | 0 | 0 | 0 | | 0 | 0 | 0 | 0 | 0 | 1 | 0 | 1 | 1 |
| 50.0711 | Ceramic Arts and Ceramics | 1 | 0 | 0 | | 0 | 0 | 0 | 2 | 0 | 0 | 1 | 2 | 3 |
| 50.0901 | Music, General | 1 | 1 | 0 | | 0 | 0 | 0 | 11 | 0 | 4 | 9 | 8 | 17 |
| 50.0903 | Music Performance, General | 1 | 1 | 0 | | 0 | 0 | 0 | 13 | 0 | 0 | 11 | 4 | 15 |
| 50.0904 | Music Theory and Composition | 1 | 0 | 0 | | 0 | 0 | 0 | 0 | 0 | 0 | 1 | 0 | 1 |
| 50.0909 | Music Management and Merchandising | 0 | 0 | 0 | | 0 | 0 | 0 | 1 | 0 | 0 | 1 | 0 | 1 |
| 50.0999 | Music, Other | 0 | 8 | 0 | | 0 | 2 | 0 | 14 | 2 | 2 | 22 | 6 | 28 |
| 51.0000 | Health Services/Allied Health/Health Scien | 3 | 5 | 8 | | 1 | 2 | 2 | 76 | 0 | 17 | 23 | 91 | 114 |
| 51.0601 | Dental Assisting/Assistant | 0 | 11 | 3 | | 2 | 5 | 0 | 108 | 1 | 9 | 4 | 135 | 139 |
| 51.0602 | Dental Hygiene/Hygienist | 0 | 8 | 4 | | 1 | 6 | 0 | 143 | 0 | 12 | 2 | 172 | 174 |
| 51.0603 | Dental Laboratory Technology/Technician | 0 | 1 | 0 | | 0 | 0 | 0 | 2 | 0 | 5 | 3 | 5 | 8 |
| 51.0701 | Health/Health Care Administration/Manageme | 3 | 6 | 0 | | 1 | 0 | 0 | 8 | 0 | 0 | 3 | 15 | 18 |
| 51.0703 | Health Unit Coordinator/Ward Clerk | 1 | 1 | 1 | | 0 | 1 | 0 | 57 | 1 | 1 | 5 | 58 | 63 |
| 51.0705 | Medical Office Management/Administration | 0 | 3 | 1 | | 0 | 0 | 0 | 25 | 0 | 5 | 0 | 34 | 34 |
| 51.0707 | Health Information/Medical Records Technol | 1 | 4 | 0 | | 1 | 2 | 0 | 48 | 0 | 8 | 2 | 62 | 64 |
| 51.0708 | Medical Transcription/Transcriptionist | 0 | 4 | 0 | | 2 | 2 | 0 | 85 | 0 | 9 | 1 | 101 | 102 |
| 51.0710 | Medical Office Assistant/Specialist (NEW) | 0 | 9 | 5 | | 0 | 2 | 1 | 64 | 0 | 6 | 2 | 85 | 87 |
| 51.0711 | Medical/Health Management and Clinical Asst. | 0 | 1 | 0 | | 0 | 0 | 0 | 6 | 0 | 0 | 0 | 7 | 7 |
| 51.0712 | Medical Reception/Receptionist (NEW) | 0 | 5 | 1 | | 1 | 1 | 0 | 23 | 0 | 4 | 0 | 35 | 35 |
| 51.0713 | Medical Insurance Coding Specialist/Coder | 0 | 8 | 3 | | 0 | 1 | 0 | 74 | 0 | 2 | 3 | 85 | 88 |
| 51.0714 | Medical Insurance Specialist/Medical Biller | 4 | 21 | 6 | | 4 | 3 | 2 | 170 | 0 | 23 | 10 | 223 | 233 |

TABLE 30: AWARDS CONFERRED BY PROGRAM, ETHNICITY, AND GENDER, 2009-10

| CIP Code | Program Name | Non-Res. | Black, Afr. | Asian | Am. Ind./ Alaskan | Hispanic/ Latino | Native Hawaiian/ Oth. Pacific Islander | White Non-Hispanic | Two or More | Unknown | TOTAL | | GRAND TOTAL | |
|----------|--|----------|-------------|----------|-------------------|------------------|--|--------------------|-------------|---------|-------|-------|-------------|-----|
| | | Alien | American | American | Native | | | | | | Men | Women | | |
| 51.0716 | Medical Administrative/Executive Assistant | 2 | 10 | 1 | | 5 | 5 | 0 | 141 | 1 | 10 | 3 | 172 | 175 |
| 51.0799 | Health and Medical Administrative Services | 0 | 0 | 1 | | 0 | 0 | 0 | 10 | 0 | 1 | 4 | 8 | 12 |
| 51.0801 | Medical/Clinical Assistant | 2 | 17 | 1 | | 3 | 10 | 0 | 237 | 0 | 36 | 14 | 292 | 306 |
| 51.0802 | Clinical/Medical Laboratory Assistant | 0 | 0 | 0 | | 0 | 0 | 0 | 13 | 0 | 2 | 1 | 14 | 15 |
| 51.0803 | Occupational Therapist Assistant | 2 | 10 | 1 | | 0 | 3 | 0 | 58 | 0 | 9 | 7 | 76 | 83 |
| 51.0805 | Pharmacy Technician/Assistant | 4 | 13 | 11 | | 3 | 2 | 0 | 65 | 0 | 5 | 31 | 72 | 103 |
| 51.0806 | Physical Therapist Assistant | 4 | 3 | 9 | | 0 | 4 | 0 | 97 | 0 | 13 | 32 | 98 | 130 |
| 51.0808 | Veterinary/Animal Health Technology/Technician | 0 | 3 | 0 | | 1 | 0 | 0 | 60 | 0 | 7 | 3 | 68 | 71 |
| 51.0810 | Respiratory Therapy Technician/Assistant | 0 | 0 | 1 | | 0 | 0 | 0 | 47 | 2 | 6 | 36 | 20 | 56 |
| 51.0812 | Cardiovascular Technology/Technologist | 0 | 0 | 0 | | 0 | 3 | 0 | 18 | 1 | 0 | 5 | 17 | 22 |
| 51.0901 | Electrocardiograph Technology/Technician | 0 | 0 | 1 | | 0 | 0 | 0 | 31 | 0 | 0 | 6 | 26 | 32 |
| 51.0902 | Emergency Medical Technology/Technician | 0 | 0 | 2 | | 0 | 1 | 0 | 38 | 0 | 8 | 8 | 41 | 49 |
| 51.0904 | Nuclear Medical Technology/Technologist | 1 | 12 | 3 | | 4 | 6 | 0 | 198 | 3 | 38 | 170 | 95 | 265 |
| 51.0905 | Nuclear Medical Technology/Technologist | 0 | 0 | 0 | | 0 | 0 | 0 | 15 | 0 | 0 | 4 | 11 | 15 |
| 51.0907 | Medical Radiologic Technology/Science | 3 | 3 | 0 | | 0 | 2 | 0 | 100 | 0 | 4 | 20 | 92 | 112 |
| 51.0908 | Respiratory Care Therapy/Therapist | 0 | 10 | 7 | | 1 | 3 | 1 | 119 | 0 | 11 | 42 | 110 | 152 |
| 51.0909 | Surgical Technology/Technologist | 2 | 26 | 4 | | 1 | 2 | 0 | 139 | 0 | 7 | 30 | 151 | 181 |
| 51.0910 | Diagnostic Medical Sonography/Sonographer | 2 | 2 | 5 | | 0 | 0 | 0 | 102 | 0 | 2 | 9 | 104 | 113 |
| 51.0911 | Radiologic Technology/Science | 0 | 13 | 2 | | 2 | 5 | 1 | 98 | 0 | 7 | 39 | 89 | 128 |
| 51.0920 | Magnetic Resonance Imaging (MRI) Technology/Tech | 0 | 0 | 0 | | 0 | 0 | 0 | 3 | 0 | 0 | 0 | 3 | 3 |
| 51.1004 | Clinical/Medical Laboratory Technician | 1 | 1 | 1 | | 1 | 0 | 0 | 18 | 0 | 0 | 5 | 17 | 22 |
| 51.1007 | Clinical Laboratory Science/Medical Tech | 0 | 0 | 0 | | 0 | 0 | 0 | 2 | 0 | 0 | 0 | 2 | 2 |
| 51.1008 | Histologic Technician (NEW) | 0 | 0 | 0 | | 0 | 1 | 0 | 4 | 0 | 0 | 0 | 5 | 5 |
| 51.1009 | Phlebotomy/Phlebotomist (NEW) | 5 | 35 | 5 | | 3 | 7 | 0 | 165 | 1 | 23 | 32 | 212 | 244 |
| 51.1101 | Pre-Dentistry Studies | 0 | 0 | 0 | | 0 | 1 | 0 | 3 | 0 | 1 | 2 | 3 | 5 |
| 51.1102 | Pre-Medicine/Pre-Medical Studies | 0 | 3 | 0 | | 1 | 0 | 0 | 17 | 0 | 3 | 12 | 12 | 24 |
| 51.1103 | Pre-Pharmacy Studies | 0 | 0 | 0 | | 0 | 2 | 0 | 6 | 0 | 1 | 3 | 6 | 9 |
| 51.1104 | Pre-Veterinary Studies | 0 | 0 | 0 | | 0 | 0 | 0 | 3 | 0 | 0 | 0 | 3 | 3 |
| 51.1105 | Pre-Nursing Studies (NEW) | 0 | 0 | 0 | | 0 | 0 | 0 | 6 | 0 | 0 | 2 | 4 | 6 |
| 51.1501 | Substance Abuse/Addiction Counseling | 0 | 11 | 0 | | 0 | 0 | 0 | 1 | 0 | 0 | 6 | 6 | 12 |
| 51.1502 | Psychiatric/Mental Health Services Tech | 0 | 13 | 0 | | 0 | 0 | 0 | 2 | 0 | 3 | 5 | 13 | 18 |

TABLE 30: AWARDS CONFERRED BY PROGRAM, ETHNICITY, AND GENDER, 2009-10

| CIP Code | Program Name | Non-Res. | Black, Afr. | Asian American | Am. Ind./Alaskan Native | Hispanic/Latino | Native Hawaiian/Oth. Pacific Islander | White Non-Hispanic | Two or More | Unknown | TOTAL | | GRAND TOTAL |
|----------|--|----------|-------------|----------------|-------------------------|-----------------|---------------------------------------|--------------------|-------------|---------|-------|-------|-------------|
| | | Alien | American | American | | | | | | | Men | Women | |
| 51.1504 | Community Health Services/Liaison/Counseling | 4 | 33 | 0 | 1 | 3 | 0 | 55 | 0 | 7 | 18 | 85 | 103 |
| 51.1601 | Optometric Technician/Assistant | 0 | 0 | 0 | 0 | 0 | 0 | 39 | 0 | 4 | 5 | 38 | 43 |
| 51.1613 | Occupational Therapy/Therapist | 0 | 0 | 1 | 1 | 0 | 0 | 86 | 0 | 5 | 12 | 81 | 93 |
| 51.1802 | Physical Therapy/Therapist | 0 | 0 | 0 | 0 | 0 | 0 | 4 | 0 | 0 | 0 | 4 | 4 |
| 51.2306 | Therapeutic Recreation/ Recreational Thera | 0 | 0 | 0 | 0 | 0 | 0 | 3 | 0 | 0 | 0 | 3 | 3 |
| 51.2308 | Dietetics/Dietitians | 0 | 1 | 0 | 0 | 0 | 0 | 14 | 0 | 0 | 7 | 8 | 15 |
| 51.3103 | Dietetic Technician (DTR) (NEW) | 0 | 2 | 0 | 0 | 0 | 0 | 0 | 0 | 0 | 0 | 2 | 2 |
| 51.3501 | Massage Therapy/Therapeutic Massage | 6 | 5 | 2 | 0 | 2 | 0 | 48 | 0 | 7 | 15 | 55 | 70 |
| 51.3801 | Nursing - Registered Nurse Training (RN, A | 57 | 182 | 38 | 24 | 72 | 3 | 2,014 | 12 | 177 | 350 | 2,229 | 2,579 |
| 51.3901 | Licensed Practical /Vocational Nurse Train | 8 | 50 | 17 | 9 | 39 | 1 | 969 | 2 | 58 | 142 | 1,011 | 1,153 |
| 51.3902 | Nurse/Nursing Assistant/Aide and Patient C | 9 | 138 | 27 | 5 | 32 | 4 | 501 | 15 | 44 | 130 | 645 | 775 |
| 51.9999 | Health Professions and Related Clinical Sci | 0 | 12 | 2 | 1 | 2 | 0 | 44 | 1 | 2 | 11 | 53 | 64 |
| 52.0101 | Business/Commerce, General | 7 | 52 | 10 | 6 | 17 | 0 | 453 | 0 | 51 | 241 | 355 | 596 |
| 52.0201 | Business Administration and Management, Gen | 43 | 179 | 25 | 14 | 40 | 4 | 1,036 | 12 | 119 | 625 | 847 | 1,472 |
| 52.0203 | Logistics and Materials Management | 0 | 3 | 0 | 0 | 0 | 0 | 1 | 0 | 2 | 1 | 5 | 6 |
| 52.0204 | Office Management and Supervision | 3 | 22 | 0 | 4 | 0 | 0 | 85 | 0 | 9 | 37 | 86 | 123 |
| 52.0205 | Operations Management and Supervision | 0 | 0 | 0 | 0 | 0 | 0 | 0 | 0 | 1 | 0 | 1 | 1 |
| 52.0207 | Customer Service Management (NEW) | 0 | 2 | 0 | 0 | 0 | 0 | 2 | 0 | 1 | 1 | 4 | 5 |
| 52.0208 | E-Commerce/Electronic Commerce (NEW) | 0 | 0 | 0 | 0 | 0 | 0 | 6 | 0 | 0 | 4 | 2 | 6 |
| 52.0299 | Business/Managerial Operations, Other | 0 | 0 | 0 | 1 | 0 | 0 | 2 | 0 | 0 | 0 | 3 | 3 |
| 52.0301 | Accounting | 0 | 0 | 0 | 1 | 0 | 0 | 46 | 0 | 0 | 19 | 28 | 47 |
| 52.0302 | Accounting Technology/Technician and Bookk | 14 | 49 | 14 | 3 | 9 | 1 | 457 | 4 | 29 | 136 | 444 | 580 |
| 52.0305 | Accounting and Business/Management (NEW) | 14 | 10 | 2 | 1 | 3 | 1 | 65 | 2 | 2 | 38 | 62 | 100 |
| 52.0399 | Accounting and Related Services, Other | 1 | 4 | 1 | 0 | 0 | 0 | 14 | 0 | 2 | 9 | 13 | 22 |
| 52.0401 | Administrative Assistant and Secretarial | 5 | 36 | 1 | 2 | 5 | 0 | 205 | 4 | 14 | 7 | 265 | 272 |
| 52.0402 | Executive Assistant/Executive Secretary | 0 | 10 | 0 | 2 | 1 | 0 | 58 | 0 | 1 | 2 | 70 | 72 |
| 52.0407 | Business/Office Automation/Technology/Data | 0 | 2 | 1 | 0 | 1 | 0 | 12 | 0 | 5 | 4 | 17 | 21 |
| 52.0408 | General Office Occupations and Clerical Se | 0 | 2 | 0 | 1 | 0 | 0 | 33 | 0 | 3 | 2 | 37 | 39 |
| 52.0411 | Customer Service Support/Call Center | 1 | 0 | 1 | 0 | 1 | 0 | 5 | 0 | 1 | 5 | 4 | 9 |
| 52.0499 | Business Operations Support and Secretari | 0 | 0 | 0 | 0 | 0 | 0 | 2 | 0 | 0 | 0 | 2 | 2 |

TABLE 30: AWARDS CONFERRED BY PROGRAM, ETHNICITY, AND GENDER, 2009-10

| CIP Code | Program Name | Non-Res. | Black, Afr. | Asian | Am. Ind./Alaskan | Hispanic/Latino | Native Hawaiian/Oth. Pacific Islander | White Non-Hispanic | Two or More | Unknown | TOTAL | | GRAND TOTAL | |
|--------------|--|------------|--------------|------------|------------------|-----------------|---------------------------------------|--------------------|-------------|--------------|---------------|---------------|---------------|-----|
| | | Alien | American | American | Native | | | | | | Men | Women | | |
| 52.0701 | Entrepreneurship/Entrepreneurial Studies | 0 | 7 | 0 | | 2 | 0 | 7 | 30 | 0 | 3 | 15 | 34 | 49 |
| 52.0703 | Small Business Administration/Management | 0 | 6 | 0 | | 0 | 1 | 0 | 45 | 0 | 5 | 26 | 31 | 57 |
| 52.0799 | Entrepreneurial and Small Business Operation | 0 | 0 | 0 | | 0 | 1 | 0 | 1 | 0 | 0 | 0 | 2 | 2 |
| 52.0803 | Banking and Financial Support Services | 0 | 1 | 0 | | 0 | 0 | 0 | 0 | 0 | 0 | 0 | 1 | 1 |
| 52.0901 | Hospitality Administration/Management, Gen | 0 | 10 | 0 | | 0 | 0 | 0 | 20 | 0 | 1 | 15 | 16 | 31 |
| 52.0903 | Tourism and Travel Services Management | 1 | 0 | 2 | | 0 | 0 | 1 | 4 | 0 | 1 | 3 | 6 | 9 |
| 52.0904 | Hotel/Motel Administration/Management (NEW) | 1 | 4 | 0 | | 1 | 2 | 0 | 6 | 0 | 0 | 4 | 10 | 14 |
| 52.0905 | Restaurant/Food Services Management | 0 | 2 | 0 | | 1 | 0 | 0 | 4 | 0 | 0 | 0 | 7 | 7 |
| 52.1001 | Human Resources Management/Personnel Admin | 1 | 4 | 0 | | 2 | 0 | 0 | 18 | 0 | 0 | 4 | 21 | 25 |
| 52.1101 | International Business/Trade/Commerce | 3 | 0 | 0 | | 0 | 0 | 0 | 3 | 0 | 0 | 3 | 3 | 6 |
| 52.1201 | Management Information Systems, General | 0 | 0 | 0 | | 0 | 0 | 0 | 6 | 0 | 2 | 2 | 6 | 8 |
| 52.1206 | Information Resources Management/CIO Train | 0 | 1 | 0 | | 0 | 0 | 0 | 0 | 0 | 0 | 0 | 1 | 1 |
| 52.1299 | Management Information Systems and Service | 0 | 3 | 0 | | 0 | 0 | 0 | 0 | 0 | 0 | 0 | 3 | 3 |
| 52.1401 | Marketing/Marketing Management, General | 0 | 8 | 1 | | 1 | 4 | 0 | 88 | 0 | 4 | 35 | 71 | 106 |
| 52.1402 | Marketing Research | 0 | 0 | 0 | | 0 | 0 | 0 | 2 | 0 | 0 | 1 | 1 | 2 |
| 52.1501 | Real Estate | 0 | 0 | 0 | | 0 | 0 | 0 | 2 | 0 | 0 | 1 | 1 | 2 |
| 52.1801 | Sales, Distribution and Marketing Operations | 1 | 3 | 0 | | 1 | 5 | 0 | 25 | 0 | 1 | 15 | 21 | 36 |
| 52.1802 | Merchandising and Buying Operations | 0 | 0 | 1 | | 0 | 0 | 0 | 4 | 0 | 0 | 0 | 5 | 5 |
| 52.1803 | Retailing and Retail Operations | 0 | 2 | 0 | | 0 | 0 | 0 | 8 | 0 | 0 | 2 | 8 | 10 |
| 52.1804 | Selling Skills and Sales Operations | 1 | 6 | 2 | | 2 | 1 | 0 | 28 | 0 | 1 | 16 | 25 | 41 |
| 52.1902 | Fashion Merchandising | 0 | 0 | 0 | | 0 | 0 | 0 | 4 | 0 | 3 | 1 | 6 | 7 |
| 52.2001 | Construction Management (NEW) | 3 | 1 | 0 | | 0 | 1 | 0 | 17 | 0 | 1 | 19 | 4 | 23 |
| 52.9999 | Business, Management, Marketing, Related | 0 | 0 | 1 | | 0 | 2 | 0 | 17 | 0 | 0 | 2 | 18 | 20 |
| 54.0101 | History, General | 0 | 0 | 0 | | 0 | 0 | 0 | 10 | 0 | 0 | 6 | 4 | 10 |
| TOTAL | | 535 | 3,347 | 529 | 302 | 966 | 61 | 24,188 | 172 | 2,680 | 12,886 | 19,894 | 32,780 | |

TABLE 31: TOP TWENTY PROGRAMS IN WHICH THE GREATEST NUMBER OF AWARDS WERE CONFERRED, 2009-10

Sixty-four percent (64%) of the awards conferred were in the following programs:

| CIP Code | Program Name | Non-Res. Alien | Black, Afr. American | Asian Americans | Am. Ind./skan Nat | Hispanic/ Latino | Native | White Non-Hispanic | Two or More | Unknown | TOTAL | | GRAND |
|--------------|---|----------------|----------------------|-----------------|-------------------|------------------|---------------------------------|--------------------|-------------|--------------|--------------|---------------|---------------|
| | | | | | | | Hawaiian/ Oth. Pacific Islander | | | | Men | Women | TOTAL |
| 24.0101 | Liberal Arts and Sciences/Liberal Studies | 81 | 423 | 69 | 41 | 185 | 5 | 4,209 | 35 | 428 | 2,061 | 3,415 | 5,476 |
| 24.0102 | General Studies | 56 | 506 | 75 | 41 | 114 | 5 | 2,942 | 35 | 498 | 1,711 | 2,561 | 4,272 |
| 51.3801 | Nursing - Registered Nurse Training (RN, A | 57 | 182 | 38 | 24 | 72 | 3 | 2,014 | 12 | 177 | 350 | 2,229 | 2,579 |
| 52.0201 | Business Administration and Management, Gen | 43 | 179 | 25 | 14 | 40 | 4 | 1,036 | 12 | 119 | 625 | 847 | 1,472 |
| 51.3901 | Licensed Practical /Vocational Nurse Train | 8 | 50 | 17 | 9 | 39 | 1 | 969 | 2 | 58 | 142 | 1,011 | 1,153 |
| 47.0604 | Automobile/Automotive Mechanics Technology | 8 | 72 | 11 | 1 | 33 | 1 | 592 | 3 | 56 | 736 | 41 | 777 |
| 51.3902 | Nurse/Nursing Assistant/Aide and Patient C | 9 | 138 | 27 | 5 | 32 | 4 | 501 | 15 | 44 | 130 | 645 | 775 |
| 43.0107 | Criminal Justice/Police Science | 1 | 61 | 6 | 6 | 19 | 1 | 487 | 3 | 35 | 451 | 168 | 619 |
| 52.0101 | Business/Commerce, General | 7 | 52 | 10 | 6 | 17 | 0 | 453 | 0 | 51 | 241 | 355 | 596 |
| 52.0302 | Accounting Technology/Technician and Bookk | 14 | 49 | 14 | 3 | 9 | 1 | 457 | 4 | 29 | 136 | 444 | 580 |
| 12.0503 | Culinary Arts/Chef Training | 5 | 31 | 6 | 1 | 8 | 0 | 259 | 0 | 42 | 172 | 180 | 352 |
| 51.0801 | Medical/Clinical Assistant | 2 | 17 | 1 | 3 | 10 | 0 | 237 | 0 | 36 | 14 | 292 | 306 |
| 50.0701 | Art/Art Studies, General | 2 | 171 | 9 | 4 | 6 | 0 | 71 | 0 | 36 | 77 | 222 | 299 |
| 43.0103 | Criminal Justice/Law Enforcement Administr | 0 | 20 | 1 | 4 | 11 | 0 | 231 | 1 | 19 | 202 | 85 | 287 |
| 45.0101 | Social Sciences, General | 7 | 170 | 5 | 2 | 6 | 0 | 70 | 0 | 17 | 56 | 221 | 277 |
| 52.0401 | Administrative Assistant and Secretarial | 5 | 36 | 1 | 2 | 5 | 0 | 205 | 4 | 14 | 7 | 265 | 272 |
| 51.0904 | Nuclear Medical Technology/Technologist | 1 | 12 | 3 | 4 | 6 | 0 | 198 | 3 | 38 | 170 | 95 | 265 |
| 15.0501 | Heating, Air Conditioning and Refrigeration | 12 | 24 | 1 | 1 | 5 | 0 | 165 | 0 | 44 | 239 | 13 | 252 |
| 51.1009 | Phlebotomy/Phlebotomist (NEW) | 5 | 35 | 5 | 3 | 7 | 0 | 165 | 1 | 23 | 32 | 212 | 244 |
| 15.0699 | Industrial Production Technologies | 3 | 32 | 6 | 2 | 13 | 1 | 172 | 4 | 10 | 121 | 122 | 243 |
| TOTAL | | 326 | 2,260 | 330 | 176 | 637 | 26 | 15,433 | 134 | 1,774 | 7,673 | 13,423 | 21,096 |

AWARDS CONFERRED BY SPECIAL POPULATION, 2009-10

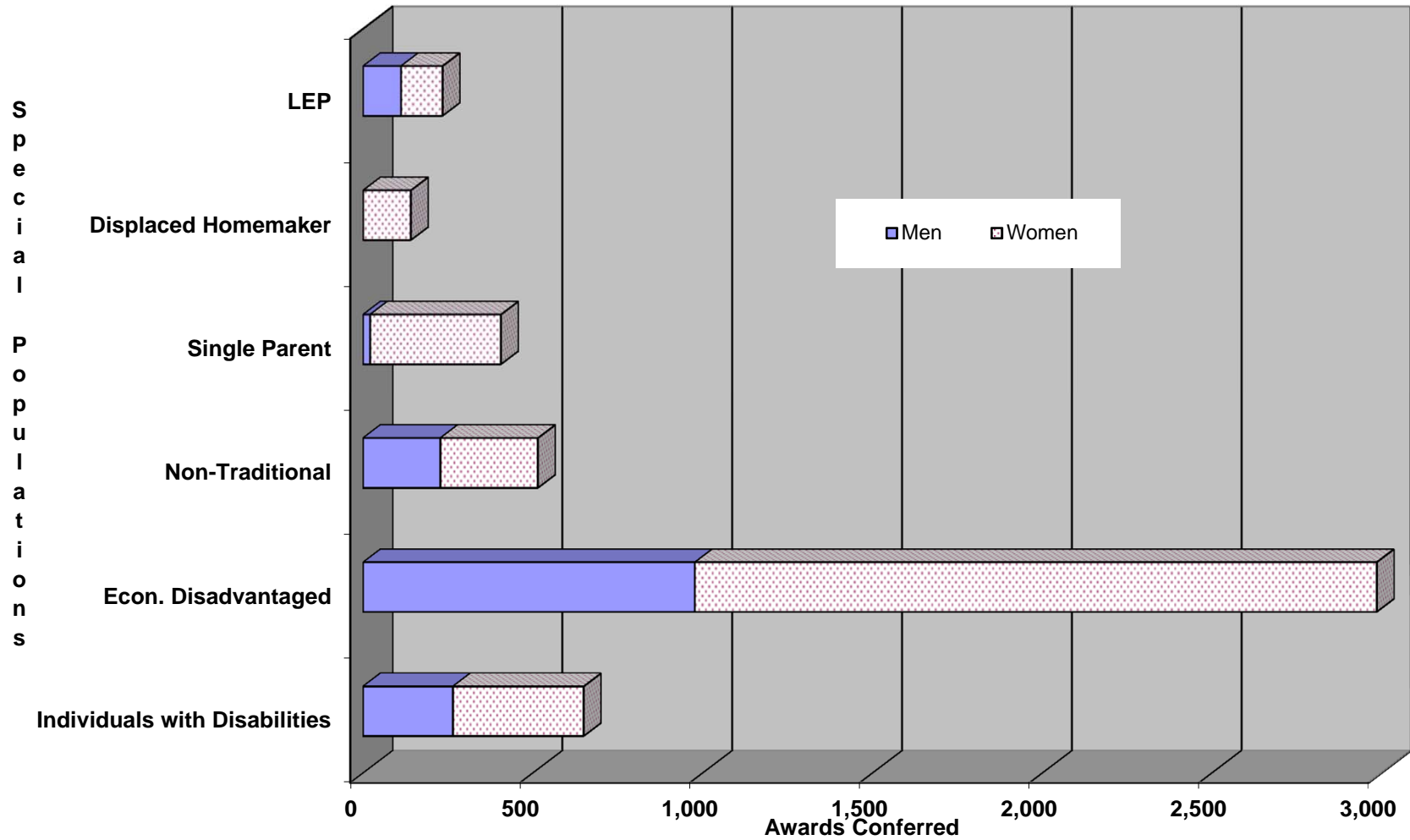


TABLE 32: AWARDS CONFERRED BY COMMUNITY COLLEGE AND SPECIAL POPULATION, 2009-10

| COMMUNITY COLLEGE | Individ. With Disabilities | | Econ. Disadvantaged | | Non-Traditional | | Single Parent | | Displaced Homemaker | | LEP | |
|------------------------|----------------------------|------------|---------------------|--------------|-----------------|------------|---------------|------------|---------------------|------------|------------|------------|
| | Men | Women | Men | Wom | Men | Wom | Men | Wom | Men | Wom | Men | Wom |
| Alpena | 1 | 0 | 14 | 25 | 2 | 5 | 0 | 6 | 0 | 2 | 1 | 0 |
| Bay De Noc | 6 | 6 | 11 | 23 | 3 | 3 | 3 | 11 | 0 | 1 | 0 | 0 |
| Mott | 6 | 3 | 12 | 29 | 5 | 1 | 5 | 23 | 0 | 1 | 0 | 0 |
| Delta College | 0 | 4 | 174 | 248 | 21 | 28 | 0 | 0 | 0 | 0 | 0 | 0 |
| Glen Oaks | 1 | 0 | 5 | 19 | 5 | 4 | 0 | 19 | 0 | 4 | 2 | 0 |
| Gogebic | 3 | 10 | 24 | 81 | 19 | 20 | 3 | 13 | 0 | 3 | 0 | 0 |
| Grand Rapids | 19 | 30 | 47 | 37 | 7 | 2 | 2 | 10 | 0 | 0 | 3 | 2 |
| Henry Ford | 73 | 155 | 297 | 514 | 4 | 10 | 0 | 40 | 0 | 6 | 14 | 16 |
| Jackson | 3 | 2 | 106 | 169 | 17 | 30 | 0 | 0 | 0 | 0 | 0 | 0 |
| Kalamazoo Valley | 4 | 8 | 2 | 2 | 21 | 10 | 0 | 0 | 0 | 0 | 0 | 0 |
| Kellogg | 1 | 1 | 3 | 6 | 3 | 1 | 0 | 18 | 0 | 0 | 0 | 0 |
| Kirtland | 2 | 0 | 0 | 6 | 3 | 0 | 0 | 4 | 0 | 4 | 0 | 0 |
| Lake Michigan | 2 | 3 | 22 | 51 | 4 | 0 | 0 | 7 | 0 | 4 | 1 | 4 |
| Lansing | 17 | 19 | 7 | 39 | 5 | 2 | 1 | 25 | 1 | 8 | 4 | 9 |
| Macomb | 2 | 0 | 29 | 21 | 3 | 34 | 0 | 14 | 0 | 2 | 42 | 25 |
| Mid Michigan | 2 | 8 | 7 | 11 | 10 | 1 | 1 | 8 | 0 | 6 | 0 | 0 |
| Monroe County | 1 | 1 | 3 | 5 | 2 | 4 | 0 | 0 | 0 | 0 | 0 | 0 |
| Montcalm | 0 | 1 | 2 | 9 | 0 | 0 | 0 | 4 | 0 | 5 | 0 | 0 |
| Muskegon | 3 | 4 | 12 | 14 | 25 | 26 | 0 | 15 | 0 | 1 | 0 | 0 |
| North Central Michigan | 3 | 1 | 0 | 7 | 18 | 24 | 0 | 0 | 0 | 1 | 0 | 0 |
| Northwestern Michigan | 4 | 2 | 20 | 33 | 7 | 51 | 0 | 11 | 0 | 0 | 2 | 1 |
| Oakland | 30 | 41 | 18 | 63 | 2 | 0 | 1 | 24 | 0 | 6 | 24 | 36 |
| St. Clair County | 4 | 4 | 14 | 66 | 12 | 11 | 0 | 11 | 0 | 6 | 0 | 0 |
| Schoolcraft | 14 | 20 | 46 | 240 | 11 | 10 | 0 | 20 | 0 | 57 | 0 | 1 |
| Southwestern Michigan | 2 | 4 | 2 | 15 | 7 | 0 | 0 | 0 | 0 | 0 | 0 | 2 |
| Washtenaw | 56 | 51 | 81 | 248 | 8 | 9 | 3 | 98 | 0 | 21 | 18 | 26 |
| Wayne County | 4 | 6 | 11 | 10 | 0 | 0 | 2 | 2 | 0 | 2 | 1 | 0 |
| West Shore | 2 | 1 | 8 | 18 | 4 | 1 | 0 | 2 | 0 | 0 | 0 | 0 |
| TOTAL | 265 | 385 | 977 | 2,009 | 228 | 287 | 21 | 385 | 1 | 140 | 112 | 122 |
| | | 650 | 2,986 | | 515 | | 406 | | 141 | | 234 | |

TABLE 33: AWARDS CONFERRED BY SPECIAL POPULATION AND PROGRAM, 2009-10

| CIP Code | Program Name | Individ. With Disabilities | | Econ. Disadvantaged | | Non-Traditional | | Single Parent | | Displaced Homemaker | | LEP | |
|----------|---|----------------------------|-----|---------------------|-----|-----------------|-----|---------------|-----|---------------------|-----|-----|-----|
| | | Men | Wom | Men | Wom | Men | Wom | Men | Wom | Men | Wom | Men | Wom |
| 11.9999 | Computer and Information Sciences and Supp | 3 | 0 | 2 | 0 | 1 | 1 | 0 | 0 | 0 | 0 | 1 | 0 |
| 12.0401 | Cosmetology/Cosmetologist, General | 0 | 0 | 1 | 8 | 1 | 0 | 0 | 3 | 0 | 3 | 0 | 0 |
| 12.0412 | Salon/Beauty Salon Management/Manager | 0 | 1 | 0 | 1 | 0 | 2 | 0 | 0 | 0 | 0 | 0 | 0 |
| 12.0413 | Cosmetology, Barber/Styling, and Nail Instr | 0 | 0 | 0 | 0 | 0 | 0 | 0 | 1 | 0 | 0 | 0 | 0 |
| 12.0501 | Baking and Pastry Arts/Baker/Pastry Chef | 0 | 7 | 0 | 7 | 0 | 0 | 0 | 2 | 0 | 0 | 0 | 0 |
| 12.0503 | Culinary Arts/Chef Training | 2 | 5 | 21 | 25 | 1 | 36 | 1 | 4 | 0 | 1 | 6 | 1 |
| 12.0504 | Restaurant, Culinary, and Catering Manager | 2 | 1 | 1 | 5 | 3 | 1 | 0 | 0 | 0 | 0 | 0 | 0 |
| 12.0505 | Food Preparation/Professional Cooking/Kitch | 0 | 0 | 0 | 2 | 0 | 4 | 0 | 0 | 0 | 0 | 0 | 0 |
| 12.0507 | Food Service, Waiter/Waitress, and Dining | 0 | 0 | 1 | 0 | 0 | 0 | 0 | 0 | 0 | 0 | 0 | 0 |
| 12.0508 | Institutional Food Workers (NEW) | 0 | 0 | 0 | 1 | 0 | 0 | 0 | 0 | 0 | 0 | 1 | 0 |
| 12.9999 | Personal and Culinary Services, Other | 0 | 1 | 0 | 1 | 0 | 0 | 0 | 1 | 0 | 0 | 0 | 0 |
| 13.1210 | Early Childhood Education and Teaching | 0 | 9 | 0 | 22 | 0 | 0 | 0 | 0 | 0 | 2 | 0 | 2 |
| 13.1501 | Teacher Assistant/Aide | 0 | 0 | 0 | 1 | 0 | 0 | 0 | 0 | 0 | 0 | 0 | 1 |
| 15.0000 | Engineering Technology, General | 1 | 4 | 1 | 0 | 0 | 0 | 0 | 0 | 0 | 0 | 0 | 0 |
| 15.0101 | Architectural Engineering Technology/Techn | 0 | 1 | 6 | 0 | 1 | 0 | 0 | 0 | 0 | 0 | 0 | 0 |
| 15.0201 | Civil Engineering Technology/Technician | 0 | 0 | 5 | 2 | 0 | 2 | 0 | 1 | 0 | 0 | 1 | 0 |
| 15.0303 | Electrical, Electronic and Communications | 1 | 0 | 21 | 1 | 0 | 2 | 2 | 0 | 0 | 0 | 1 | 1 |
| 15.0401 | Biomedical Technology/Technician | 1 | 1 | 5 | 2 | 0 | 1 | 0 | 0 | 0 | 0 | 0 | 0 |
| 15.0405 | Robotics Technology/Technician | 0 | 1 | 4 | 0 | 0 | 0 | 0 | 0 | 0 | 0 | 0 | 0 |
| 15.0499 | Electromechanical and Instrumentation and | 0 | 0 | 1 | 0 | 0 | 0 | 0 | 0 | 0 | 0 | 0 | 0 |
| 15.0501 | Heating, Air Conditioning and Refrigeratio | 7 | 0 | 32 | 4 | 0 | 5 | 1 | 5 | 0 | 0 | 15 | 0 |
| 15.0503 | Energy Management and Systems Technolo | 2 | 0 | 16 | 1 | 0 | 2 | 0 | 0 | 0 | 0 | 1 | 0 |
| 15.0506 | Water Quality and Wastewater Treatment M | 0 | 0 | 0 | 1 | 0 | 2 | 0 | 0 | 0 | 0 | 0 | 0 |
| 15.0507 | Environmental Engineering Technology/Envi | 0 | 0 | 5 | 1 | 0 | 0 | 0 | 0 | 0 | 0 | 0 | 0 |
| 15.0613 | Manufacturing Technology/Technician (NEW) | 2 | 0 | 4 | 0 | 0 | 1 | 0 | 0 | 0 | 0 | 2 | 1 |
| 15.0699 | Industrial Production Technologies/Technic | 9 | 12 | 11 | 26 | 0 | 1 | 0 | 9 | 0 | 7 | 1 | 2 |

TABLE 33: AWARDS CONFERRED BY SPECIAL POPULATION AND PROGRAM, 2009-10

| CIP Code | Program Name | Individ. With Disabilities | | Econ. Disadvantaged | | Non-Traditional | | Single Parent | | Displaced Homemaker | | LEP | |
|----------|--|----------------------------|-----|---------------------|-----|-----------------|-----|---------------|-----|---------------------|-----|-----|-----|
| | | Men | Wom | Men | Wom | Men | Wom | Men | Wom | Men | Wom | Men | Wom |
| 15.0702 | Quality Control Technology/Technician | 0 | 0 | 0 | 0 | 0 | 0 | 0 | 0 | 0 | 0 | 2 | 0 |
| 15.0805 | Mechanical Engineering/Mechanical Technol | 0 | 0 | 1 | 0 | 0 | 0 | 0 | 0 | 0 | 0 | 0 | 0 |
| 15.0899 | Mechanical Engineering Related Technologie | 0 | 0 | 1 | 1 | 1 | 1 | 0 | 0 | 0 | 0 | 0 | 0 |
| 15.1001 | Construction Engineering Technology/Techn | 0 | 0 | 3 | 0 | 0 | 0 | 0 | 0 | 0 | 0 | 3 | 0 |
| 15.1102 | Survey Technology/ Surveying | 0 | 0 | 0 | 0 | 0 | 1 | 0 | 0 | 0 | 0 | 0 | 0 |
| 15.1202 | Computer Technology/Computer Systems Te | 2 | 0 | 3 | 0 | 0 | 0 | 0 | 0 | 0 | 0 | 2 | 0 |
| 15.1301 | Drafting and Design Technology/Technician, | 0 | 0 | 2 | 1 | 0 | 4 | 0 | 1 | 0 | 0 | 0 | 0 |
| 15.1302 | CAD/CADD Drafting and/or Design Technolo | 23 | 2 | 13 | 1 | 0 | 3 | 1 | 0 | 0 | 0 | 0 | 0 |
| 15.1303 | Architectural Drafting and Architectural C | 1 | 0 | 1 | 1 | 0 | 2 | 0 | 1 | 0 | 0 | 1 | 0 |
| 15.1306 | Mechanical Drafting and Mechanical Draftin | 9 | 0 | 3 | 1 | 0 | 0 | 0 | 0 | 0 | 0 | 3 | 1 |
| 15.1399 | Drafting/Design Engineering Technologies/T | 1 | 0 | 0 | 0 | 0 | 0 | 0 | 0 | 0 | 0 | 0 | 0 |
| 15.9999 | Engineering Technologies/Technicians, Othe | 1 | 0 | 0 | 0 | 0 | 0 | 0 | 0 | 0 | 0 | 0 | 0 |
| 19.0702 | Adult Development and Aging (NEW) | 0 | 1 | 1 | 0 | 0 | 0 | 0 | 0 | 0 | 0 | 0 | 0 |
| 19.0706 | Child Development | 0 | 5 | 0 | 10 | 0 | 0 | 0 | 1 | 0 | 2 | 0 | 0 |
| 19.0708 | Child Care and Support Services Management | 0 | 6 | 0 | 2 | 0 | 0 | 0 | 3 | 0 | 0 | 0 | 2 |
| 19.0709 | Child Care Provider/Assistant | 0 | 2 | 0 | 53 | 1 | 0 | 0 | 6 | 0 | 0 | 0 | 4 |
| 22.0301 | Legal Administrative Assistant/Secretary | 0 | 0 | 0 | 1 | 0 | 0 | 0 | 0 | 0 | 0 | 0 | 0 |
| 22.0302 | Legal Assistant/Paralegal | 0 | 3 | 2 | 20 | 0 | 0 | 0 | 3 | 0 | 1 | 0 | 2 |
| 23.1303 | Professional, Business, Technical and Scientific Writing | 0 | 0 | 1 | 0 | 0 | 0 | 0 | 0 | 0 | 1 | 0 | 0 |
| 31.0301 | Parks, Recreation and Leisure Facilities Mgr | 1 | 0 | 6 | 2 | 0 | 0 | 0 | 0 | 0 | 0 | 0 | 0 |
| 31.0507 | Physical Fitness Technicia | 0 | 0 | 0 | 1 | 0 | 0 | 0 | 0 | 0 | 0 | 0 | 0 |
| 41.0301 | Chemical Technology/Technician | 0 | 0 | 19 | 4 | 0 | 5 | 0 | 0 | 0 | 0 | 0 | 0 |
| 41.9999 | Science Technologies/Technicians, Other | 0 | 0 | 0 | 0 | 0 | 0 | 0 | 0 | 0 | 0 | 1 | 0 |
| 43.0102 | Corrections | 2 | 3 | 19 | 47 | 0 | 39 | 0 | 2 | 0 | 0 | 0 | 0 |
| 43.0103 | Criminal Justice/Law Enforcement Administr | 5 | 5 | 34 | 21 | 0 | 13 | 0 | 0 | 0 | 0 | 4 | 1 |

TABLE 33: AWARDS CONFERRED BY SPECIAL POPULATION AND PROGRAM, 2009-10

| CIP Code | Program Name | Individ. With Disabilities | | Econ. Disadvantaged | | Non-Traditional | | Single Parent | | Displaced Homemaker | | LEP | |
|----------|---|----------------------------|-----|---------------------|-----|-----------------|-----|---------------|-----|---------------------|-----|-----|-----|
| | | Men | Wom | Men | Wom | Men | Wom | Men | Wom | Men | Wom | Men | Wom |
| 51.0703 | Health Unit Coordinator/Ward Clerk | 0 | 0 | 1 | 3 | 1 | 0 | 0 | 1 | 0 | 0 | 0 | 0 |
| 51.0705 | Medical Office Management/Administration | 0 | 0 | 0 | 11 | 0 | 0 | 0 | 0 | 0 | 0 | 0 | 0 |
| 51.0707 | Health Information/Medical Records Technol | 1 | 1 | 1 | 12 | 1 | 0 | 0 | 2 | 0 | 4 | 0 | 0 |
| 51.0708 | Medical Transcription/Transcriptionist | 0 | 1 | 0 | 10 | 0 | 0 | 0 | 1 | 0 | 2 | 0 | 0 |
| 51.0710 | Medical Office Assistant/Specialist | 0 | 3 | 0 | 20 | 2 | 0 | 0 | 4 | 0 | 4 | 0 | 2 |
| 51.0711 | Medical/Health Management and Clinical Asst | 0 | 0 | 0 | 2 | 0 | 0 | 0 | 0 | 0 | 0 | 0 | 0 |
| 51.0712 | Medical Reception/Receptionist (NEW) | 0 | 3 | 0 | 12 | 0 | 0 | 0 | 1 | 0 | 0 | 0 | 0 |
| 51.0713 | Medical Insurance Coding Specialist/Coder | 0 | 2 | 0 | 13 | 1 | 1 | 1 | 4 | 0 | 1 | 0 | 1 |
| 51.0714 | Medical Insurance Specialist/Medical Bille | 0 | 8 | 2 | 69 | 3 | 1 | 0 | 4 | 0 | 7 | 1 | 0 |
| 51.0716 | Medical Administrative/Executive Assistant | 1 | 4 | 1 | 20 | 1 | 0 | 0 | 6 | 0 | 1 | 0 | 0 |
| 51.0801 | Medical/Clinical Assistant | 0 | 2 | 1 | 50 | 5 | 1 | 0 | 5 | 0 | 1 | 2 | 8 |
| 51.0802 | Clinical/Medical Laboratory Assistant | 0 | 0 | 1 | 3 | 1 | 0 | 0 | 0 | 0 | 0 | 0 | 0 |
| 51.0803 | Occupational Therapist Assistant | 1 | 5 | 0 | 3 | 1 | 0 | 0 | 1 | 0 | 0 | 0 | 2 |
| 51.0805 | Pharmacy Technician/Assistant | 1 | 2 | 1 | 6 | 0 | 0 | 0 | 1 | 0 | 0 | 1 | 3 |
| 51.0806 | Physical Therapist Assistant | 4 | 16 | 3 | 18 | 3 | 0 | 0 | 1 | 0 | 0 | 1 | 0 |
| 51.0808 | Veterinary/Animal Health Technology/Techn | 0 | 0 | 0 | 0 | 0 | 0 | 0 | 1 | 0 | 0 | 0 | 0 |
| 51.0810 | Emergency Care Attendant (EMT Ambulance | 1 | 0 | 0 | 0 | 1 | 0 | 0 | 0 | 0 | 0 | 0 | 0 |
| 51.0812 | Respiratory Therapy Technician/Assistant | 1 | 0 | 1 | 2 | 5 | 0 | 0 | 2 | 0 | 0 | 0 | 0 |
| 51.0902 | Emergency Medical Technology/Technician | 0 | 0 | 0 | 1 | 0 | 0 | 0 | 1 | 0 | 0 | 0 | 0 |
| 51.0904 | Emergency Medical Technology/Technician | 0 | 0 | 2 | 3 | 2 | 0 | 0 | 2 | 0 | 0 | 0 | 0 |
| 51.0907 | Medical Radiologic Technology/Science | 0 | 0 | 2 | 8 | 3 | 0 | 0 | 5 | 0 | 0 | 0 | 0 |
| 51.0908 | Respiratory Care Therapy/Therapist | 3 | 13 | 5 | 21 | 9 | 0 | 0 | 1 | 0 | 0 | 0 | 1 |
| 51.0909 | Surgical Technology/Technologist | 1 | 11 | 5 | 24 | 3 | 0 | 0 | 5 | 0 | 0 | 0 | 3 |
| 51.0910 | Diagnostic Medical Sonography/Sonographe | 0 | 2 | 2 | 22 | 0 | 0 | 0 | 1 | 0 | 0 | 0 | 0 |
| 51.0911 | Radiologic Technology/Science | 1 | 3 | 9 | 31 | 3 | 1 | 1 | 3 | 1 | 1 | 0 | 1 |

TABLE 33: AWARDS CONFERRED BY SPECIAL POPULATION AND PROGRAM, 2009-10

| CIP Code | Program Name | Individ. With Disabilities | | Econ. Disadvantaged | | Non-Traditional | | Single Parent | | Displaced Homemaker | | LEP | |
|----------|--|----------------------------|-----|---------------------|-----|-----------------|-----|---------------|-----|---------------------|-----|-----|-----|
| | | Men | Wom | Men | Wom | Men | Wom | Men | Wom | Men | Wom | Men | Wom |
| 51.1004 | Clinical/Medical Laboratory Technician | 0 | 0 | 0 | 1 | 0 | 0 | 0 | 1 | 0 | 0 | 0 | 0 |
| 51.1007 | Histologic Technology/Histotechnologist | 0 | 1 | 0 | 1 | 0 | 0 | 0 | 0 | 0 | 0 | 0 | 0 |
| 51.1009 | Phlebotomy/Phlebotomist (NEW) | 0 | 3 | 5 | 53 | 2 | 0 | 0 | 8 | 0 | 11 | 0 | 2 |
| 51.1105 | Pre-Nursing Studies (NEW) | 0 | 0 | 0 | 2 | 0 | 0 | 0 | 0 | 0 | 0 | 0 | 0 |
| 51.1501 | Substance Abuse/Addiction Counseling | 1 | 0 | 1 | 0 | 0 | 0 | 0 | 0 | 0 | 0 | 0 | 0 |
| 51.1502 | Psychiatric/Mental Health Services Technic | 0 | 0 | 0 | 1 | 0 | 0 | 0 | 0 | 0 | 2 | 0 | 0 |
| 51.1504 | Community Health Services/Liaison/Counsel | 2 | 3 | 1 | 8 | 0 | 0 | 0 | 5 | 0 | 2 | 0 | 1 |
| 51.1802 | Optometric Technician/Assistant | 0 | 1 | 0 | 0 | 0 | 0 | 0 | 0 | 0 | 0 | 0 | 0 |
| 51.3501 | Massage Therapy/Therapeutic Massage | 2 | 0 | 1 | 9 | 1 | 0 | 0 | 2 | 0 | 0 | 0 | 1 |
| 51.3801 | Nursing - Registered Nurse Training (RN, A | 22 | 117 | 70 | 463 | 76 | 1 | 2 | 106 | 0 | 27 | 4 | 21 |
| 51.3901 | Licensed Practical /Vocational Nurse Train | 1 | 10 | 14 | 148 | 43 | 1 | 0 | 34 | 0 | 17 | 1 | 6 |
| 51.3902 | Nurse/Nursing Assistant/Aide and Patient C | 4 | 13 | 15 | 78 | 4 | 0 | 0 | 31 | 0 | 3 | 5 | 17 |
| 51.9999 | Health Professions and Related Clinical Sci. | 0 | 3 | 0 | 7 | 0 | 0 | 0 | 3 | 0 | 1 | 1 | 1 |
| 52.0101 | Business/Commerce, General | 3 | 6 | 27 | 56 | 0 | 25 | 0 | 6 | 0 | 1 | 5 | 4 |
| 52.0201 | Business Administration and Management, C | 15 | 18 | 73 | 128 | 1 | 42 | 0 | 19 | 0 | 0 | 16 | 7 |
| 52.0204 | Office Management and Supervision | 3 | 1 | 9 | 24 | 0 | 1 | 0 | 2 | 0 | 0 | 0 | 0 |
| 52.0207 | Customer Service Management (NEW) | 0 | 1 | 1 | 4 | 0 | 0 | 0 | 1 | 0 | 0 | 0 | 0 |
| 52.0299 | Business/Managerial Operations, Other | 0 | 1 | 0 | 3 | 0 | 0 | 0 | 1 | 0 | 0 | 0 | 0 |
| 52.0302 | Accounting Technology/Technician and Book | 0 | 1 | 20 | 54 | 35 | 2 | 0 | 9 | 0 | 7 | 0 | 6 |
| 52.0305 | Accounting and Business/Management (NEW) | 1 | 2 | 1 | 3 | 0 | 0 | 0 | 0 | 0 | 0 | 4 | 0 |
| 52.0399 | Accounting and Related Services, Other | 1 | 0 | 4 | 8 | 0 | 0 | 0 | 1 | 0 | 0 | 1 | 0 |
| 52.0401 | Administrative Assistant and Secretarial S | 0 | 9 | 2 | 61 | 2 | 1 | 0 | 13 | 0 | 7 | 0 | 2 |
| 52.0402 | Executive Assistant/Executive Secretary | 0 | 3 | 0 | 12 | 0 | 0 | 0 | 1 | 0 | 1 | 0 | 1 |
| 52.0407 | Business/Office Automation/Technology/Data | 0 | 1 | 0 | 3 | 0 | 0 | 0 | 1 | 0 | 1 | 0 | 2 |
| 52.0408 | General Office Occupations and Clerica | 0 | 1 | 1 | 5 | 1 | 1 | 0 | 0 | 0 | 2 | 0 | 1 |

TABLE 33: AWARDS CONFERRED BY SPECIAL POPULATION AND PROGRAM, 2009-10

| CIP Code | Program Name | Individ. With Disabilities | | Econ. Disadvantaged | | Non-Traditional | | Single Parent | | Displaced Homemaker | | LEP | |
|--------------|--|----------------------------|------------|---------------------|--------------|-----------------|------------|---------------|------------|---------------------|------------|------------|------------|
| | | Men | Wom | Men | Wom | Men | Wom | Men | Wom | Men | Wom | Men | Wom |
| 52.0411 | Customer Service Support/Call Center | 0 | 0 | 0 | 1 | 0 | 0 | 0 | 0 | 0 | 1 | 0 | 0 |
| 52.0701 | Business Operations Support and Secretaria | 2 | 1 | 0 | 2 | 0 | 3 | 0 | 0 | 0 | 1 | 0 | 0 |
| 52.0703 | Small Business Administration/Management | 1 | 1 | 8 | 14 | 0 | 2 | 0 | 0 | 0 | 3 | 0 | 0 |
| 52.0901 | Hospitality Administration/Management, Gen | 2 | 1 | 7 | 8 | 0 | 0 | 0 | 1 | 0 | 0 | 0 | 1 |
| 52.0904 | Hotel/Motel Administration/Management | 0 | 0 | 3 | 2 | 0 | 0 | 0 | 0 | 0 | 0 | 0 | 0 |
| 52.0905 | Restaurant/Food Services Management (NI | 0 | 1 | 0 | 1 | 0 | 0 | 0 | 1 | 0 | 0 | 0 | 0 |
| 52.1001 | Human Resources Management/Personnel Admin | 1 | 1 | 0 | 3 | 0 | 0 | 0 | 1 | 0 | 1 | 0 | 0 |
| 52.1401 | Marketing/Marketing Management, General | 1 | 2 | 5 | 13 | 2 | 2 | 0 | 1 | 0 | 2 | 1 | 0 |
| 52.1801 | Sales, Distribution and Marketing Operatio | 0 | 1 | 1 | 4 | 0 | 0 | 0 | 2 | 0 | 1 | 0 | 0 |
| 52.1802 | Merchandising and Buying Operations | 0 | 0 | 0 | 2 | 0 | 0 | 0 | 0 | 0 | 0 | 0 | 0 |
| 52.1803 | Retailing and Retail Operations | 0 | 0 | 0 | 2 | 2 | 0 | 0 | 0 | 0 | 0 | 0 | 0 |
| 52.1804 | Selling Skills and Sales Operations | 4 | 0 | 3 | 6 | 0 | 0 | 0 | 2 | 0 | 2 | 0 | 1 |
| 52.9999 | Business, Management, Marketing | 0 | 0 | 0 | 3 | 0 | 0 | 0 | 3 | 0 | 1 | 0 | 0 |
| TOTAL | | 265 | 385 | 977 | 2,009 | 228 | 287 | 21 | 385 | 1 | 140 | 112 | 122 |