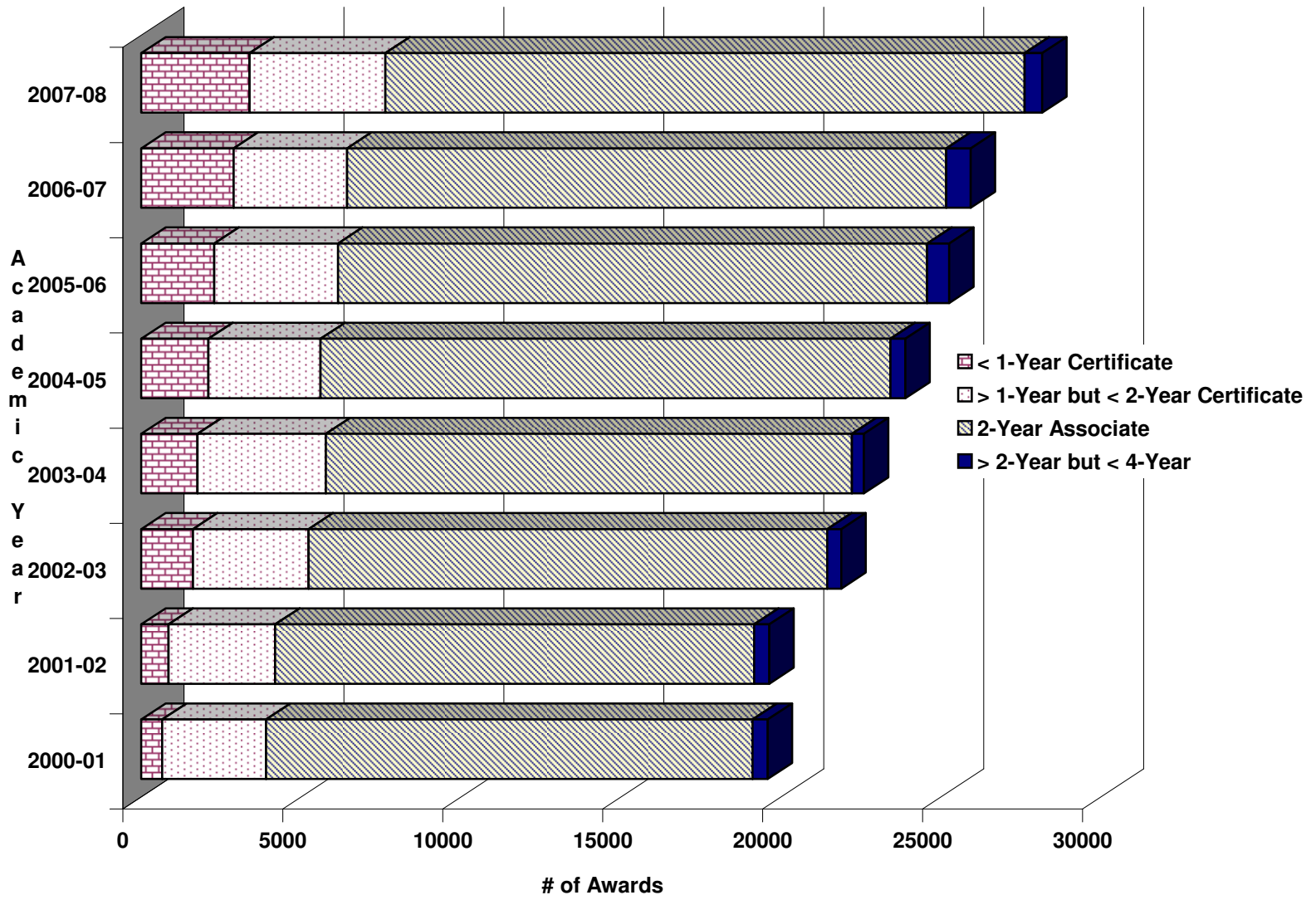
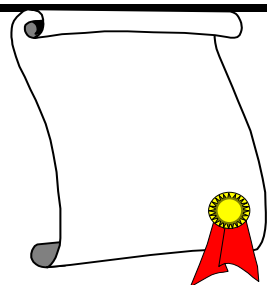


## AWARDS CONFERRED BY LEVEL, 2002-03 THROUGH 2007-08

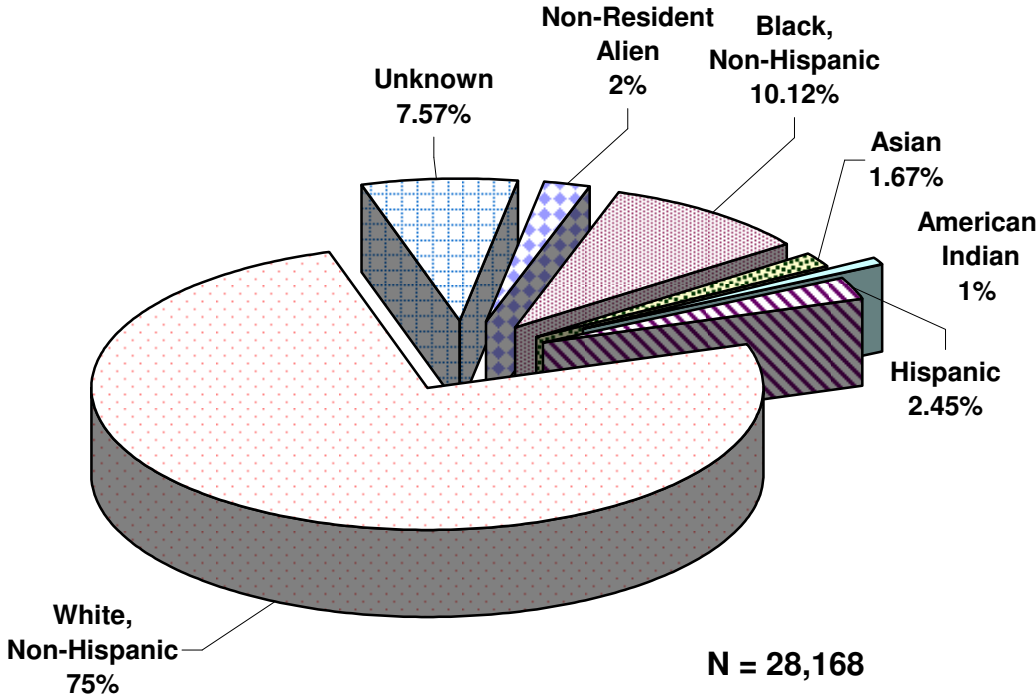


**TABLE 27: AWARDS CONFERRED BY LEVEL, 2007-08**



Degree Level	Total for Community Colleges			Special Populations Individ.					
	Men	Women	Total Awards	With Dis- abilities	Economically Disadvan- taged	Non- Traditional	Single Parent	Displaced Homemaker	LEP
< 1-Year	1,465	1,926	3,391	104	393	45	82	14	32
<b>&gt; 1-Year but &lt; 2-Year</b>	1,518	2,723	4,241	82	462	62	90	51	29
2-Year Certificate/Associate	7,447	12,541	19,988	618	1,863	417	351	104	154
<b>&gt; 2-Year but &lt; 4-Year</b>	157	391	548	7	59	15	9	3	12
<b>TOTAL</b>	<b>10,587</b>	<b>17,581</b>	<b>28,168</b>	<b>811</b>	<b>2,777</b>	<b>539</b>	<b>523</b>	<b>172</b>	<b>227</b>

**AWARDS CONFERRED BY ETHNICITY, 2007-08**



**TABLE 28: AWARDS CONFERRED BY COMMUNITY COLLEGE, 2007-08**

	Non-Resident Alien		Black, Non-Hispanic		Asian		American Indian		Hispanic		White Non-Hispanic		Unknown		Total		TOTAL	2006-07
	Men	Wom	Men	Wom	Men	Wom	Men	Wom	Men	Wom	Men	Wom	Men	Wom	Men	Wom		
Alpena	0	0	0	2	1	0	5	2	3	0	185	185	19	10	213	199	<b>412</b>	350
Bay De Noc	0	0	0	0	1	0	0	9	1	3	114	256	3	5	119	273	<b>392</b>	392
Mott	0	0	53	147	5	1	3	13	11	19	323	551	67	130	462	861	<b>1,323</b>	1,316
Delta College	4	10	32	112	4	10	9	15	22	50	707	1,022	25	49	803	1,268	<b>2,071</b>	1,817
Glen Oaks	0	0	0	1	0	0	0	0	1	4	60	152	1	2	62	159	<b>221</b>	237
Gogebic	0	0	1	0	0	0	3	4	1	1	64	163	0	0	69	168	<b>237</b>	183
Grand Rapids	4	7	61	82	15	22	10	10	40	53	593	772	7	19	730	965	<b>1,695</b>	1,565
Henry Ford	14	16	60	179	8	17	6	5	21	30	319	509	76	88	504	844	<b>1,348</b>	1,255
Jackson	1	1	8	21	5	4	6	4	10	16	291	526	9	12	330	584	<b>914</b>	643
Kalamazoo Valley	3	5	25	32	5	8	7	3	11	12	568	545	32	24	651	629	<b>1,280</b>	1,146
Kellogg	0	5	12	43	5	9	3	6	9	10	209	496	41	62	279	631	<b>910</b>	960
Kirtland	0	0	3	1	0	0	1	1	1	2	102	188	3	9	110	201	<b>311</b>	304
Lake Michigan	2	1	15	35	3	6	0	3	2	8	93	153	1	8	116	214	<b>330</b>	335
Lansing	12	28	69	119	18	51	12	25	40	54	734	1,277	99	204	984	1,758	<b>2,742</b>	2,498
Macomb	13	25	76	90	31	34	4	10	13	21	980	1,221	253	238	1,370	1,639	<b>3,009</b>	2,936
Mid Michigan	0	0	2	0	2	1	1	6	1	4	133	261	3	2	142	274	<b>416</b>	410
Monroe County	1	0	1	6	1	3	1	3	7	5	183	270	9	21	203	308	<b>511</b>	513
Montcalm	0	0	0	0	0	2	1	0	1	1	112	273	24	55	138	331	<b>469</b>	295
Muskegon	4	5	11	20	2	2	1	1	1	5	186	277	6	3	211	313	<b>524</b>	402
North Central Michigan	0	0	0	0	0	0	3	9	0	1	54	197	6	12	63	219	<b>282</b>	283
Northwestern Michigan	1	0	1	1	3	2	4	8	1	5	189	325	7	14	206	355	<b>561</b>	490
Oakland	76	153	46	224	15	29	3	11	7	38	510	930	61	56	718	1,441	<b>2,159</b>	2,036
Schoolcraft	45	69	4	3	0	1	5	5	4	7	161	334	11	6	230	425	<b>655</b>	620
St. Clair County	9	16	22	63	14	31	3	3	17	18	432	715	33	85	530	931	<b>1,461</b>	1,375
Southwestern Michigan	5	5	5	14	2	1	0	0	3	6	81	165	6	5	102	196	<b>298</b>	278
Washtenaw	16	25	94	242	33	41	5	6	25	42	678	913	64	74	915	1,343	<b>2,258</b>	2,041
Wayne County	7	3	165	647	8	14	0	0	3	11	64	186	25	45	272	906	<b>1,178</b>	1,061
West Shore	0	0	0	0	0	0	0	6	3	4	52	134	0	2	55	146	<b>201</b>	193
<b>TOTAL</b>	<b>217</b>	<b>374</b>	<b>766</b>	<b>2,084</b>	<b>181</b>	<b>289</b>	<b>96</b>	<b>168</b>	<b>259</b>	<b>430</b>	<b>8,177</b>	<b>12,996</b>	<b>891</b>	<b>1,240</b>	<b>10,587</b>	<b>17,581</b>	<b>28,168</b>	<b>25,934</b>
2006-07	207	323	596	1,938	179	276	98	135	212	399	7,292	12,355	603	1,321	9,187	16,747	25,934	

**TABLE 29: AWARDS CONFERRED BY PROGRAM, ETHNICITY, AND GENDER, 2007-08**

CIP Code	Program Name	Ethnicity							Men	Women	Total
		Non-Resident Alien	Black, Non-Hispanic	Asian	Am. Indian	Hispanic	White, Non-Hispanic	Unknown			
01.0000	Agriculture, General	0	0	0	0	0	2	0	1	1	2
01.0106	Agricultural Business Technology (NEW)	0	0	0	0	0	1	0	1	0	1
01.0304	Crop Production	0	0	0	0	0	1	0	1	0	1
01.0603	Ornamental Horticulture	0	1	0	0	0	2	0	3	0	3
01.0605	Landscaping and Groundskeeping	0	0	0	0	0	18	2	9	11	20
01.0607	Turf and Turfgrass Management	0	0	0	0	0	1	0	1	0	1
03.0101	Natural Resources/Conservation, General	0	0	0	0	0	6	0	3	3	6
03.0104	Environmental Science (NEW)	0	0	0	0	0	1	0	1	0	1
03.0501	Forestry, General	0	1	0	0	0	1	0	1	1	2
04.0201	Architecture (BArch, BA/BS, MArch, MA/MS,	0	0	0	0	0	2	1	3	0	3
04.0901	Architectural Technology/Technician (NE	1	3	0	0	0	12	3	14	5	19
04.9999	Architecture and Related Services, Other	0	0	0	0	1	2	1	2	2	4
09.0101	Communication Studies/Speech Communication	0	1	0	0	0	8	1	5	5	10
09.0102	Mass Communication/ Media Studies	0	1	0	0	0	5	0	5	1	6
09.0401	Journalism	0	2	0	0	0	20	1	11	12	23
09.0402	Broadcast Journalism	0	1	0	0	0	0	0	0	1	1
09.0701	Radio and Television	0	2	0	0	1	9	0	6	6	12
09.0702	Digital Communication and Media/Multimedia	0	1	0	0	0	6	0	5	2	7
10.0105	Communications Technology/Technician (NEW	0	0	0	0	1	4	0	3	1	4
10.0201	Photographic and Film/ Video Technology	0	3	0	0	0	43	4	22	28	50
10.0202	Radio and Television Broadcasting Technolo	2	0	0	0	2	17	0	16	5	21
10.0203	Recording Arts Technology/Technician (NEW)	0	0	0	0	0	9	2	9	2	11
10.0301	Graphic Communications, General (NEW)	0	0	0	0	0	5	0	0	5	5
10.0303	Prepress/Desktop Publishing/Digital Imaging	0	0	0	0	0	3	0	1	2	3
10.0304	Animation, Interactive Technology, Video	1	4	2	1	2	32	3	30	15	45
10.0305	Graphic and Printing Equipment Operator,	0	0	1	0	0	5	1	6	1	7
11.0101	Computer and Information Sciences, General	0	2	1	0	0	10	0	11	2	13
11.0103	Information Technology (NEW)	1	1	0	0	0	8	0	6	4	10
11.0199	Computer Science, Other (NEW)	0	2	0	0	0	5	0	4	3	7
11.0201	Computer Programming/Programmer, General	16	24	3	0	5	104	13	115	50	165
11.0202	Computer Programming, Specific Application	0	3	1	1	0	43	7	41	14	55
11.0301	Data Processing and Data Processing Techno	3	2	0	3	0	23	3	24	10	34
11.0401	Information Science/Studies	0	0	0	0	1	7	0	7	1	8
11.0501	Computer Systems Analysis/Analyst	1	3	0	0	1	28	2	28	7	35
11.0601	Data Entry/Microcomputer Applications, Gen	0	4	0	0	1	16	2	3	20	23
11.0602	Word Processing (NEW)	0	0	0	0	0	2	0	0	2	2
11.0699	Data Entry/Microcomputer Applications, Other	0	0	0	0	0	3	0	0	3	3

**TABLE 29: AWARDS CONFERRED BY PROGRAM, ETHNICITY, AND GENDER, 2007-08**

CIP Code	Program Name	Non-Resident Alien	Black, Non-Hispanic	Asian	Am. Indian	Hispanic	White, Non-Hispanic	Unknown	Men	Women	Total
11.0701	Computer Science	0	0	0	0	1	0	0	0	1	1
11.0801	Web Page, Digital/Multimedia and Informati	0	3	3	0	1	35	4	19	27	46
11.0802	Data Modeling/Warehousing and Database Adm	2	0	0	0	0	3	0	3	2	5
11.0803	Computer Graphics (NEW)	2	1	5	0	3	28	4	21	22	43
11.0899	Computer Software and Media Applications,	0	3	0	0	0	6	0	3	6	9
11.0901	Computer Systems Networking and Telecommun	2	12	4	0	6	118	10	133	19	152
11.1001	System Administration/Administrator (NEW)	0	0	0	0	0	10	1	6	5	11
11.1002	System, Networking, and LAN/WAN Management	1	6	2	0	2	23	2	31	5	36
11.1003	Computer and Information Systems Security	2	2	1	0	0	34	0	28	11	39
11.1004	Web/Multimedia Management and Webmaster	2	4	0	0	2	41	4	31	22	53
11.1099	Computer/Information Technology Services A	0	0	0	0	0	3	0	2	1	3
11.9999	Computer and Information Sciences and Supp	0	2	0	0	0	19	2	21	2	23
12.0301	Funeral Service and Mortuary Science, Gene	0	0	0	0	0	2	0	1	1	2
12.0401	Cosmetology/Cosmetologist, General	0	1	0	1	0	12	1	0	15	15
12.0412	Salon/Beauty Salon Management/Manager	0	2	0	0	0	14	1	1	16	17
12.0501	Baking and Pastry Arts/Baker/Pastry Chef	1	5	1	2	3	67	8	20	67	87
12.0503	Culinary Arts/Chef Training	1	29	2	1	4	300	30	171	196	367
12.0504	Restaurant, Culinary, and Catering Managem	0	1	0	1	0	27	0	13	16	29
12.0505	Food Preparation/Professional Cooking/Kitchen	0	0	0	0	0	26	0	9	17	26
12.0507	Food Service, Waiter/Waitress, and Dining	0	0	0	1	0	0	0	1	0	1
12.0508	Institutional Food Workers (NEW)	0	3	0	0	0	13	0	4	12	16
12.9999	Personal and Culinary Services, Other	0	0	0	0	0	1	0	0	1	1
13.0101	Education, General	0	1	0	1	1	95	9	16	91	107
13.1001	Special Education and Teaching, General	0	4	0	0	0	13	0	2	15	17
13.1202	Elementary Education and Teaching	0	31	2	1	8	170	7	37	182	219
13.1205	Secondary Education and Teaching	3	12	1	0	1	55	6	27	51	78
13.1206	Teacher Education, Multiple Levels	1	0	0	0	1	14	0	9	7	16
13.1209	Kindergarten/PreSchool Education and Teach	4	0	0	0	0	12	1	0	17	17
13.1210	Early Childhood Education and Teaching	0	5	0	0	2	63	3	2	71	73
13.1302	Art Teacher Education	0	1	0	0	0	1	0	1	1	2
13.1305	English/Language Arts Teacher Education	0	1	0	0	0	1	0	0	2	2
13.1309	Technology Teacher Education/Industrial Ar	0	0	0	0	0	8	0	7	1	8
13.1312	Music Teacher Education	0	0	0	0	0	3	0	0	3	3
13.1314	Physical Education Teaching and Coaching	0	0	1	0	0	4	0	3	2	5
13.1399	Teacher Education and Professional Develop	0	0	0	0	0	1	0	0	1	1
13.1501	Teacher Assistant/Aide	0	1	0	0	2	22	0	0	25	25
14.0101	Engineering, General	2	0	4	3	4	69	2	74	10	84

**TABLE 29: AWARDS CONFERRED BY PROGRAM, ETHNICITY, AND GENDER, 2007-08**

CIP Code	Program Name	Non-Resident Alien	Black, Non-Hispanic	Asian	Am. Indian	Hispanic	White, Non-Hispanic	Unknown	Men	Women	Total
14.1801	Materials Engineering	0	1	0	0	0	0	0	1	0	1
14.3601	Manufacturing Engineering (NEW)	0	0	0	0	0	1	1	2	0	2
14.9999	Engineering, Other	0	0	0	0	0	2	0	2	0	2
15.0000	Engineering Technology, General	0	3	0	1	0	37	1	24	18	42
15.0101	Architectural Engineering Technology/Techn	2	0	0	0	0	19	2	18	5	23
15.0201	Civil Engineering Technology/Technician	0	0	0	0	0	30	6	34	2	36
15.0303	Electrical, Electronic and Communications	11	18	10	1	6	121	13	165	15	180
15.0401	Biomedical Technology/Technician	4	2	1	0	0	16	2	21	4	25
15.0403	Electromechanical Technology/Electromechan	0	0	0	0	0	0	1	1	0	1
15.0404	Instrumentation Technology/Technician	0	0	0	0	0	1	0	1	0	1
15.0405	Robotics Technology/Technician	4	1	0	0	0	26	4	30	5	35
15.0499	Electromechanical and Instrumentation and	0	0	0	0	0	1	0	1	0	1
15.0501	Heating, Air Conditioning and Refrigeration	5	21	0	2	0	123	25	166	10	176
15.0503	Energy Management and Systems Technology	0	3	0	0	1	11	1	16	0	16
15.0506	Water Quality and Wastewater Treatment Man	0	0	1	0	0	11	1	13	0	13
15.0507	Environmental Engineering Technology/Envir	1	2	0	0	0	11	0	7	7	14
15.0607	Plastics Engineering Technology/Technician	0	1	0	0	0	5	1	6	1	7
15.0611	Metallurgical Technology/Technician	0	0	0	0	0	2	0	2	0	2
15.0612	Industrial Technology/Technician (NEW)	0	3	0	0	0	37	0	32	8	40
15.0613	Manufacturing Technology/Technician (NEW)	2	4	3	1	2	40	3	54	1	55
15.0699	Industrial Production Technologies	3	44	8	1	7	177	22	138	124	262
15.0702	Quality Control Technology/Technician	0	2	0	0	1	30	2	24	11	35
15.0803	Automotive Engineering Technology/Technici	0	3	0	1	1	10	0	13	2	15
15.0805	Mechanical Engineering/Mechanical Technolo	0	1	0	1	1	9	3	13	2	15
15.0899	Mechanical Engineering Related Technolog	0	0	0	0	0	9	0	9	0	9
15.1001	Construction Engineering Technology/Techni	0	1	0	0	0	23	2	23	3	26
15.1102	Survey Technology/ Surveying	1	1	0	0	0	3	1	2	4	6
15.1103	Hydraulics and Fluid Power Technology/ Tec	0	0	0	0	0	3	0	3	0	3
15.1201	Computer Engineering Technology/ Technicia	1	1	0	0	0	1	0	3	0	3
15.1202	Computer Technology/Computer Systems Techn	0	9	1	0	3	42	5	47	13	60
15.1203	Computer Hardware Technology/Technician	0	0	0	0	0	5	1	4	2	6
15.1301	Drafting and Design Technology/Technician,	1	2	0	0	0	54	6	53	10	63
15.1302	CAD/CADD Drafting and/or Design Technology	0	5	0	1	5	84	9	89	15	104
15.1303	Architectural Drafting and Architectural C	1	0	0	1	2	45	5	42	12	54
15.1306	Mechanical Drafting and Mechanical Draftin	8	2	0	0	2	91	12	104	11	115
15.1399	Drafting/Design Engineering Technologies/T	0	2	0	0	0	5	0	4	3	7
15.9999	Engineering Technologies/Technicians, Othe	0	1	2	1	0	12	0	15	1	16

**TABLE 29: AWARDS CONFERRED BY PROGRAM, ETHNICITY, AND GENDER, 2007-08**

CIP Code	Program Name	Non-Resident Alien	Black, Non-Hispanic	Asian	Am. Indian	Hispanic	White, Non-Hispanic	Unknown	Men	Women	Total
16.0101	Foreign Languages and Literatures, General	1	0	0	0	0	6	0	3	4	7
16.1603	Sign Language Interpretation and Translati	0	4	1	1	0	46	7	3	56	59
19.0505	Foodservice Systems Administration/Managem	0	4	0	0	0	5	1	4	6	10
19.0702	Adult Development and Aging (NEW)	0	4	1	0	1	8	1	1	14	15
19.0706	Child Development	0	12	1	0	0	82	6	1	100	101
19.0708	Child Care and Support Services Management	4	24	1	0	3	158	11	3	198	201
19.0709	Child Care Provider/Assistant	0	20	2	1	9	152	14	4	194	198
19.0799	Human Development, Family Studies	0	1	0	0	0	1	0	0	2	2
19.0906	Fashion and Fabric Consultant	0	0	0	0	0	2	0	0	2	2
22.0301	Legal Administrative Assistant/Secretary	0	0	0	0	1	21	0	0	22	22
22.0302	Legal Assistant/Paralegal	9	26	2	2	3	144	24	34	176	210
22.0303	Court Reporting/Court Reporter	0	0	0	0	0	1	0	0	1	1
23.0101	English Language and Literature, General	0	1	0	1	0	32	0	10	24	34
23.0501	Creative Writing	0	0	0	0	0	3	0	3	0	3
23.1001	Speech and Rhetorical Studies	0	0	0	0	0	2	0	1	1	2
23.1101	Technical and Business Writing	1	0	0	0	0	2	0	0	3	3
24.0101	Liberal Arts and Sciences/Liberal Studies	133	734	79	48	122	3579	349	1756	3288	5044
24.0102	General Studies	39	362	45	26	58	2,149	410	1,189	1,900	3,089
24.0103	Humanities/Humanistic Studies	0	1	0	0	0	25	1	4	23	27
24.0199	Liberal Arts and Sciences, General Studies	17	11	4	1	4	78	4	48	71	119
25.0101	Library Science/Librarianship	0	0	0	0	0	1	0	0	1	1
25.0301	Library Assistant/Technician	0	0	0	0	0	11	0	2	9	11
26.0101	Biology/Biological Sciences, General	0	1	2	0	3	74	3	33	50	83
26.1201	Biotechnology	0	0	0	0	0	7	0	4	3	7
27.0101	Mathematics, General	1	1	0	0	1	25	4	23	9	32
30.0101	Biological and Physical Sciences	0	1	1	1	0	29	1	15	18	33
30.1101	Gerontology	0	0	0	0	0	1	0	0	1	1
31.0301	Parks, Recreation and Leisure Facilities	0	0	0	0	0	14	0	14	0	14
31.0501	Health and Physical Education, General	0	0	0	0	1	1	0	0	2	2
31.0504	Sport and Fitness Administration/Managemen	0	0	0	0	0	2	0	1	1	2
31.0505	Kinesiology and Exercise Science	1	0	0	0	0	5	0	1	5	6
31.0599	Health and Physical Education/Fitness, Other	0	1	0	0	0	3	0	1	3	4
36.0119	Aircraft Pilot (Private)	0	0	0	0	0	8	0	7	1	8
38.0201	Religion/Religious Studies	0	3	0	0	0	0	1	2	2	4
40.0101	Physical Sciences	0	0	0	0	0	40	2	16	26	42
40.0501	Chemistry, General	1	0	1	1	1	22	0	14	12	26
40.0601	Geology/Earth Science, General	0	0	0	0	0	2	1	1	2	3



**TABLE 29: AWARDS CONFERRED BY PROGRAM, ETHNICITY, AND GENDER, 2007-08**

CIP Code	Program Name	Ethnicity							Men	Women	Total
		Non-Resident Alien	Black, Non-Hispanic	Asian	Am. Indian	Hispanic	White, Non-Hispanic	Unknown			
40.0801	Physics, General	0	0	0	0	0	2	0	2	0	2
41.0301	Chemical Technology/Technician	0	1	4	0	1	29	1	26	10	36
41.9999	Science Technologies/Technicians, Other	0	0	1	0	1	2	1	4	1	5
42.0101	Psychology, General	0	7	1	0	0	79	4	27	64	91
42.1601	Social Psychology	0	1	0	0	0	11	2	3	11	14
43.0102	Corrections	0	77	2	5	10	171	17	112	170	282
43.0103	Criminal Justice/Law Enforcement Administr	1	11	1	1	8	128	11	93	68	161
43.0104	Criminal Justice/Safety Studies	0	0	0	0	0	14	0	9	5	14
43.0107	Criminal Justice/Police Science	6	50	2	6	32	470	40	418	188	606
43.0109	Security and Loss Prevention Services	0	0	0	0	0	4	0	4	0	4
43.0110	Juvenile Corrections (NEW)	0	0	0	0	0	1	0	0	1	1
43.0111	Criminalistics and Criminal Science (NEW)	0	0	0	0	0	3	0	0	3	3
43.0113	Corrections Administration (NEW)	0	0	0	0	0	3	0	0	3	3
43.0199	Corrections and Criminal Justice, Other	0	2	0	1	0	11	0	11	3	14
43.0201	Fire Protection and Safety Technology/Tech	0	1	0	0	0	25	2	24	4	28
43.0202	Fire Services Administration	0	0	0	0	0	1	0	1	0	1
43.0203	Fire Science/Firefighting	1	1	0	1	6	123	6	131	7	138
43.9999	Security and Protective Services, Other	0	0	0	0	0	2	0	2	0	2
44.0000	Human Services, General (NEW)	0	12	0	0	1	19	1	5	28	33
44.0201	Community Organization and Advocacy	0	17	1	0	2	39	9	11	57	68
44.0701	Social Work	1	6	1	0	2	28	1	6	33	39
45.0101	Social Sciences, General	0	2	0	0	0	3	1	3	3	6
45.0201	Anthropology	0	0	0	0	0	1	0	0	1	1
45.0601	Economics, General	0	1	0	0	0	1	0	2	0	2
45.0901	International Relations and Affairs	2	0	0	0	1	7	2	5	7	12
45.1001	Political Science and Government, General	0	0	1	0	0	12	2	9	6	15
45.1101	Sociology	0	0	0	0	0	10	2	5	7	12
46.0000	Construction Trades, General (NEW)	1	6	0	0	2	6	0	15	0	15
46.0201	Carpentry/Carpenter	0	0	0	0	0	11	1	11	1	12
46.0301	Electrical and Power Transmission Installa	0	0	0	0	0	5	0	5	0	5
46.0302	Electrician	0	1	0	1	3	72	12	82	7	89
46.0303	Lineworker	0	0	0	2	1	43	9	55	0	55
46.0401	Building/Property Maintenance and Manager	0	2	1	0	0	7	2	12	0	12
46.0412	Building/Construction Site Management/Mana	0	0	0	0	0	14	2	14	2	16
46.0499	Building/Construction Finishing, Managemen	0	0	0	0	0	5	0	5	0	5
46.0502	Pipefitting/Pipefitter and Sprinkler Fitte	3	0	0	1	1	22	15	39	3	42
46.0503	Plumbing Technology/Plumber (NEW)	0	1	0	0	0	12	3	14	2	16

**TABLE 29: AWARDS CONFERRED BY PROGRAM, ETHNICITY, AND GENDER, 2007-08**

CIP Code	Program Name	Ethnicity							Men	Women	Total
		Non-Resident Alien	Black, Non-Hispanic	Asian	Am. Indian	Hispanic	White, Non-Hispanic	Unknown			
46.9999	Construction Trades, Other	0	0	0	0	0	4	0	4	0	4
47.0000	Mechanics and Repairers, General (NEW)	0	0	0	0	1	9	0	10	0	10
47.0101	Electrical/Electronics Equipment Installat	0	0	0	1	0	1	3	5	0	5
47.0103	Communications Systems Installation and Re	0	2	0	0	0	0	0	1	1	2
47.0104	Computer Installation and Repair Technolog	0	1	1	0	0	39	5	41	5	46
47.0105	Industrial Electronics Technology/Technici	1	1	0	0	0	16	1	18	1	19
47.0199	Electrical/Electronics Maintenance and Rep	0	2	0	0	0	0	0	1	1	2
47.0201	Heating, Air Conditioning, Ventilation and	1	19	2	1	5	114	8	147	3	150
47.0303	Industrial Mechanics and Maintenance Techn	0	14	0	0	2	49	29	85	9	94
47.0603	Autobody/Collision and Repair Technolog	0	0	1	3	2	40	5	50	1	51
47.0604	Automobile/Automotive Mechanics Technology	5	34	9	10	8	529	62	615	42	657
47.0605	Diesel Mechanics Technology/Technician	0	1	0	0	0	0	0	1	0	1
47.0606	Small Engine Mechanics and Repair Tech	0	0	0	0	0	10	0	10	0	10
47.0607	Airframe Mechanics and Aircraft Maintenance	0	0	0	1	0	14	3	18	0	18
47.0608	Aircraft Powerplant Technology/Technician	0	1	0	1	0	10	4	15	1	16
47.0609	Avionics Maintenance Technology/Technician	0	0	0	0	0	1	0	1	0	1
47.0611	Motorcycle Maintenance and Repair Technologies	0	1	0	0	0	5	0	6	0	6
47.0615	Engine Machinist (NEW)	0	0	2	0	0	1	2	5	0	5
47.0699	Vehicle Maintenance and Repair Technologies	0	0	0	0	0	3	0	3	0	3
47.9999	Mechanic and Repair Technologies/Technician	0	0	2	0	0	13	2	15	2	17
48.0501	Machine Tool Technology/Machinist	0	2	0	0	0	21	2	23	2	25
48.0503	Machine Shop Technology/Assistant	0	0	0	0	1	13	0	13	1	14
48.0506	Sheet Metal Technology/Sheetworking	0	0	0	0	0	1	0	1	0	1
48.0507	Tool and Die Technology/Technician	0	1	0	0	0	25	7	29	4	33
48.0508	Welding Technology/Welder	1	2	2	1	2	136	11	145	10	155
48.0599	Precision Metal Working, Other	0	0	0	0	0	3	1	4	0	4
48.0703	Cabinetmaking and Millwork/Millwright	0	0	0	0	0	2	4	4	2	6
48.9999	Precision Production, Other	0	5	0	1	3	60	3	66	6	72
49.0102	Airline/Commercial/Professional Pilot and	0	0	1	0	0	21	0	17	5	22
49.0104	Aviation/Airway Management and Operations	0	0	0	1	0	9	1	11	0	11
49.0202	Construction/Heavy Equipment/Earthmoving	0	0	0	0	0	26	4	30	0	30
49.0205	Truck and Bus Driver/Commercial Vehicle Op	0	7	0	0	3	90	5	104	1	105
49.0309	Marine Science/Merchant Marine Officer	0	0	0	0	0	27	0	24	3	27
50.0101	Visual and Performing Arts, General	0	2	1	1	2	21	4	12	19	31
50.0401	Design and Visual Communications, General	0	0	0	0	0	1	0	0	1	1
50.0402	Commercial and Advertising Art	5	5	3	0	3	116	18	65	85	150
50.0408	Interior Design	6	3	0	0	0	53	4	5	61	66

**TABLE 29: AWARDS CONFERRED BY PROGRAM, ETHNICITY, AND GENDER, 2007-08**

CIP Code	Program Name	Ethnicity							Men	Women	Total
		Non-Resident Alien	Black, Non-Hispanic	Asian	Am. Indian	Hispanic	White, Non-Hispanic	Unknown			
50.0409	Graphic Design (NEW)	3	10	2	3	4	99	6	34	93	127
50.0410	Illustration (NEW)	0	1	0	0	0	12	1	12	2	14
50.0501	Drama and Dramatics/Theatre Arts, General	0	0	0	0	0	6	1	4	3	7
50.0502	Technical Theatre/Theatre Design and Techn	0	0	0	0	0	3	0	1	2	3
50.0599	Dramatic/Theatre Arts and Stagecraft	0	0	0	0	0	1	0	0	1	1
50.0602	Cinematography and Film/Video Production	1	1	0	0	0	8	0	9	1	10
50.0605	Photography	9	3	0	1	7	54	10	23	61	84
50.0701	Art/Art Studies, General	0	3	1	0	1	25	0	10	20	30
50.0702	Fine/Studio Arts, General	0	1	1	1	0	18	0	11	10	21
50.0711	Ceramic Arts and Ceramics	0	0	0	0	0	2	0	1	1	2
50.0901	Music, General	0	1	1	0	0	6	0	5	3	8
50.0903	Music Performance, General	0	0	0	0	0	3	0	3	0	3
50.0904	Music Theory and Composition	0	0	0	0	0	0	1	1	0	1
50.0907	Piano and Organ	0	0	0	0	1	1	0	0	2	2
50.0909	Music Management and Merchandising	1	0	0	0	0	1	0	0	2	2
50.0999	Music, Other	1	6	1	0	1	18	3	26	4	30
51.0000	Health Services/Allied Health/Health Scien	1	7	9	0	6	91	7	28	93	121
51.0601	Dental Assisting/Assistant	0	12	4	2	3	114	3	2	136	138
51.0602	Dental Hygiene/Hygienist	3	5	4	3	4	152	7	1	177	178
51.0603	Dental Laboratory Technology/Technician	1	4	0	0	0	4	0	2	7	9
51.0701	Health/Health Care Administration/Manageme	2	4	0	0	0	3	1	1	9	10
51.0703	Health Unit Coordinator/Ward Clerk	0	8	1	0	2	49	4	5	59	64
51.0705	Medical Office Management/Administration	0	1	0	0	1	6	0	0	8	8
51.0707	Health Information/Medical Records Technol	0	6	5	1	1	43	3	1	58	59
51.0708	Medical Transcription/Transcriptionist	0	6	0	0	2	62	5	5	70	75
51.0710	Medical Office Assistant/Specialist (NEW)	0	5	3	0	1	86	16	4	107	111
51.0711	Medical/Health Management and Clinical Asst.	0	2	0	0	0	8	3	0	13	13
51.0712	Medical Reception/Receptionist (NEW)	0	6	0	0	4	30	2	0	42	42
51.0713	Medical Insurance Coding Specialist/Coder	1	3	0	1	2	69	4	5	75	80
51.0714	Medical Insurance Specialist/Medical Biller	2	13	6	0	7	108	19	4	151	155
51.0716	Medical Administrative/Executive Assistant	0	5	0	1	2	87	6	1	100	101
51.0799	Health and Medical Administrative Services	0	4	0	0	2	11	2	6	13	19
51.0801	Medical/Clinical Assistant	0	21	7	5	5	162	13	7	206	213
51.0802	Clinical/Medical Laboratory Assistant	0	1	1	0	0	8	3	2	11	13
51.0803	Occupational Therapist Assistant	0	10	5	1	1	50	3	8	62	70
51.0805	Pharmacy Technician/Assistant	5	16	1	0	5	72	9	21	87	108
51.0806	Physical Therapist Assistant	1	7	1	0	4	75	7	17	78	95

**TABLE 29: AWARDS CONFERRED BY PROGRAM, ETHNICITY, AND GENDER, 2007-08**

CIP Code	Program Name	Non-Resident Alien	Black, Non-Hispanic	Asian	Am. Indian	Hispanic	White, Non-Hispanic	Unknown	Men	Women	Total
51.0808	Veterinary/Animal Health Technology/Techni	0	1	0	0	2	46	2	3	48	51
51.0812	Respiratory Therapy Technician/Assistant	1	1	0	0	0	21	0	7	16	23
51.0902	Electrocardiograph Technology/Technician	0	0	0	0	0	7	1	2	6	8
51.0904	Emergency Medical Technology/Technician	0	16	4	2	7	296	18	217	126	343
51.0905	Nuclear Medical Technology/Technologist	0	0	1	0	0	1	0	0	2	2
51.0907	Medical Radiologic Technology/Science	1	7	3	1	6	106	6	30	100	130
51.0908	Respiratory Care Therapy/Therapist	4	18	10	0	4	84	9	35	94	129
51.0909	Surgical Technology/Technologist	1	30	2	0	2	125	5	22	143	165
51.0910	Diagnostic Medical Sonography/Sonographer	5	3	2	2	2	100	3	11	106	117
51.0911	Radiologic Technology/Science	0	1	3	2	0	61	4	22	49	71
51.0912	Physician Assistant	0	1	0	0	0	1	0	0	2	2
51.1004	Clinical/Medical Laboratory Technician	0	1	0	0	0	13	1	5	10	15
51.1005	Clinical Laboratory Science/Medical Tech	0	0	0	0	0	1	0	0	1	1
51.1008	Histologic Technician (NEW)	1	1	3	1	0	5	1	1	11	12
51.1009	Phlebotomy/Phlebotomist (NEW)	1	34	10	6	11	242	55	40	319	359
51.1101	Pre-Dentistry Studies	1	2	0	0	0	0	0	0	3	3
51.1102	Pre-Medicine/Pre-Medical Studies	0	3	0	0	0	13	1	7	10	17
51.1103	Pre-Pharmacy Studies	0	0	1	0	0	16	0	3	14	17
51.1104	Pre-Veterinary Studies	0	0	0	0	0	3	2	1	4	5
51.1105	Pre-Nursing Studies (NEW)	0	0	0	0	0	14	0	2	12	14
51.1201	Medicine (MD)	1	0	0	0	2	6	0	6	3	9
51.1501	Substance Abuse/Addiction Counseling	0	5	0	0	0	3	1	3	6	9
51.1502	Psychiatric/Mental Health Services Tech	0	17	0	0	0	1	0	8	10	18
51.1504	Community Health Services/Liaison/Counseling	0	10	0	0	0	9	3	2	20	22
51.1599	Mental and Social Health Services and Alli	2	21	0	1	1	26	4	8	47	55
51.1601	Nursing - Registered Nurse Training (RN)	66	194	35	13	50	1,842	122	282	2,040	2,322
51.1605	Family Practice Nurse/Nurse Practitioner	0	1	0	0	1	6	0	1	7	8
51.1613	Licensed Practical /Vocational Nurse	34	69	9	15	27	937	51	129	1,013	1,142
51.1614	Nurse/Nursing Assistant/Aide and Patient Care	5	88	22	9	24	386	51	93	492	585
51.1701	Optometry (OD)	0	0	0	0	1	1	0	1	1	2
51.1802	Optometric Technician/Assistant	0	0	0	0	0	3	0	0	3	3
51.2306	Occupational Therapy/Therapist	0	0	0	0	0	6	1	3	4	7
51.2308	Physical Therapy/Therapist	0	1	0	0	0	11	0	6	6	12
51.2309	Therapeutic Recreation/ Recreational Thera	0	1	0	0	0	1	0	1	1	2
51.3101	Dietetics/Dietitians	0	1	0	0	0	3	0	0	4	4
51.3103	Dietetic Technician (DTR) (NEW)	0	3	0	0	0	1	0	0	4	4
51.3501	Massage Therapy/Therapeutic Massage	3	6	0	0	3	71	7	8	82	90

**TABLE 29: AWARDS CONFERRED BY PROGRAM, ETHNICITY, AND GENDER, 2007-08**

CIP Code	Program Name	Ethnicity							Men	Women	Total
		Non-Resident Alien	Black, Non-Hispanic	Asian	Am. Indian	Hispanic	White, Non-Hispanic	Unknown			
51.9999	Health Professions and Related Clinical Sci	0	0	0	0	0	2	0	0	2	2
52.0101	Business/Commerce, General	12	36	12	5	15	428	32	213	327	540
52.0201	Business Administration and Management, Gen	53	142	28	13	31	1,039	78	545	839	1,384
52.0203	Logistics and Materials Management	0	0	0	0	0	0	1	1	0	1
52.0204	Office Management and Supervision	4	22	4	3	5	86	6	53	77	130
52.0205	Operations Management and Supervision	0	0	0	0	0	1	1	1	1	2
52.0207	Customer Service Management (NEW)	0	3	0	0	0	1	3	0	7	7
52.0208	E-Commerce/Electronic Commerce (NEW)	0	0	0	0	0	2	1	1	2	3
52.0299	Business/Managerial Operations, Other	0	0	0	1	0	2	0	1	2	3
52.0301	Accounting	1	1	0	0	0	12	1	3	12	15
52.0302	Accounting Technology/Technician and Bookk	11	24	11	10	9	405	31	111	390	501
52.0304	Accounting and Finance (NEW)	0	0	1	0	0	37	0	10	28	38
52.0305	Accounting and Business/Management (NEW)	2	1	1	0	0	20	1	9	16	25
52.0399	Accounting and Related Services, Other	1	4	0	1	0	10	2	5	13	18
52.0401	Administrative Assistant and Secretarial	0	17	6	2	7	148	10	4	186	190
52.0402	Executive Assistant/Executive Secretary	1	7	1	1	5	66	1	5	77	82
52.0407	Business/Office Automation/Technology/Data	0	3	1	0	0	43	3	3	47	50
52.0408	General Office Occupations and Clerical Se	0	1	0	0	0	21	0	1	21	22
52.0411	Customer Service Support/Call Center	0	0	0	0	1	10	3	9	5	14
52.0701	Entrepreneurship/Entrepreneurial Studies	0	6	1	0	1	23	3	10	24	34
52.0703	Small Business Administration/Management	0	0	0	0	1	37	2	15	25	40
52.0799	Entrepreneurial and Small Business Operation	0	0	0	0	0	2	0	1	1	2
52.0803	Banking and Financial Support Services	0	0	0	1	0	3	0	0	4	4
52.0901	Hospitality Administration/Management, Gen	2	8	0	4	0	7	1	10	12	22
52.0903	Tourism and Travel Services Management	2	0	1	0	1	1	0	2	3	5
52.0904	Hotel/Motel Administration/Management (NEW)	2	0	0	1	0	7	0	3	7	10
52.0905	Restaurant/Food Services Management	2	1	0	0	0	2	0	2	3	5
52.0999	Hospitality Administration/Management, Other	0	0	0	0	0	1	0	1	0	1
52.1001	Human Resources Management/Personnel Admin	0	4	1	0	0	11	1	4	13	17
52.1002	Labor and Industrial Relations	0	0	0	0	0	1	0	0	1	1
52.1101	International Business/Trade/Commerce	2	1	0	0	0	2	0	1	4	5
52.1201	Management Information Systems, General	0	3	0	0	0	14	0	11	6	17
52.1206	Information Resources Management/CIO Train	0	0	1	0	0	38	5	2	42	44
52.1299	Management Information Systems and Service	0	0	0	0	0	1	0	0	1	1
52.1401	Marketing/Marketing Management, General	3	11	2	2	5	87	11	45	76	121
52.1501	Real Estate	0	1	0	0	0	0	1	1	1	2
52.1801	Sales, Distribution and Marketing Operations	1	1	0	1	0	34	1	12	26	38

**TABLE 29: AWARDS CONFERRED BY PROGRAM, ETHNICITY, AND GENDER, 2007-08**

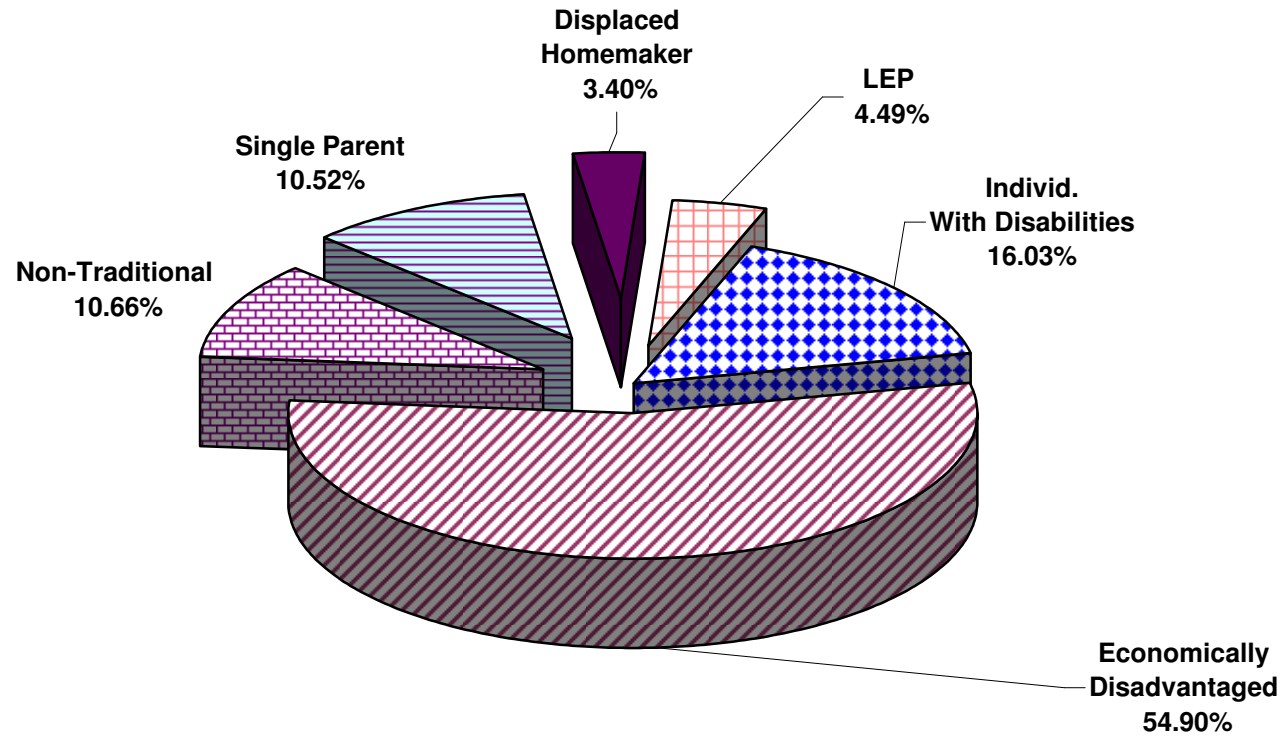
CIP Code	Program Name	Non-Resident	Black, Non-	Am.			White, Non-			Men	Women	Total
		Alien	Hispanic	Asian	Indian	Hispanic	Hispanic	Unknown				
52.1802	Merchandising and Buying Operations	0	3	0	0	0	8	0	2	9	11	
52.1803	Retailing and Retail Operations	0	1	0	0	0	2	0	1	2	3	
52.1804	Selling Skills and Sales Operations	2	4	2	0	0	14	1	11	12	23	
52.1902	Fashion Merchandising	0	0	0	0	0	4	0	1	3	4	
52.2001	Construction Management (NEW)	0	0	0	0	0	1	0	1	0	1	
52.9999	Business, Management, Marketing, Related	0	0	0	0	1	18	0	3	16	19	
54.0101	History, General	0	0	0	0	1	14	0	11	4	15	
<b>TOTAL</b>		<b>591</b>	<b>2,850</b>	<b>470</b>	<b>264</b>	<b>689</b>	<b>21,174</b>	<b>2,131</b>	<b>10,587</b>	<b>17,581</b>	<b>28,168</b>	

**TABLE 30: TOP TWENTY PROGRAMS IN WHICH THE GREATEST NUMBER OF AWARDS WERE CONFERRED, 2007-08**

Sixty-six percent (66%) of the awards conferred were in the following programs:

CIP Code	Program Name	Non-Resident Alien	Black, Non-Hispanic	Asian	Am. Indian	Hispanic	White, Non-Hispanic	Unknown	Men	Women	Total
24.0101	Liberal Arts and Sciences/Liberal Studies	133	734	79	48	122	3,579	349	1,756	3,288	5,044
24.0102	General Studies	39	362	45	26	58	2,149	410	1,189	1,900	3,089
51.1601	Nursing - Registered Nurse Training (RN)	66	194	35	13	50	1,842	122	282	2,040	2,322
52.0201	Business Administration & Mgt, General	53	142	28	13	31	1,039	78	545	839	1,384
51.1613	Licensed Practical /Vocational Nurse Train	34	69	9	15	27	937	51	129	1,013	1,142
47.0604	Automobile/Automotive Mechanics Technology	5	34	9	10	8	529	62	615	42	657
43.0107	Criminal Justice/Police Science	6	50	2	6	32	470	40	418	188	606
51.1614	Nurse/Nursing Assistant/Aide & Patient Care	5	88	22	9	24	386	51	93	492	585
52.0101	Business/Commerce, General	12	36	12	5	15	428	32	213	327	540
52.0302	Accounting Technology/Technician and Bookk	11	24	11	10	9	405	31	111	390	501
12.0503	Culinary Arts/Chef Training	1	29	2	1	4	300	30	171	196	367
51.1009	Phlebotomy/Phlebotomist (NEW)	1	34	10	6	11	242	55	40	319	359
51.0904	Emergency Medical Technology/Technician	0	16	4	2	7	296	18	217	126	343
43.0102	Corrections	0	77	2	5	10	171	17	112	170	282
15.0699	Industrial Production Technologies/Technic	3	44	8	1	7	177	22	138	124	262
13.1202	Elementary Education and Teaching	0	31	2	1	8	170	7	37	182	219
51.0801	Medical/Clinical Assistant	0	21	7	5	5	162	13	7	206	213
22.0302	Legal Assistant/Paralegal	9	26	2	2	3	144	24	34	176	210
19.0708	Child Care and Support Services Management	4	24	1	0	3	158	11	3	198	201
19.0709	Child Care Provider/Assistant	0	20	2	1	9	152	14	4	194	198
<b>TOTAL</b>		<b>382</b>	<b>2,055</b>	<b>292</b>	<b>179</b>	<b>443</b>	<b>13,736</b>	<b>1,437</b>	<b>6,114</b>	<b>12,410</b>	<b>18,524</b>

# AWARDS CONFERRED BY SPECIAL POPULATION, 2007-08







**TABLE 31: AWARDS CONFERRED BY COMMUNITY COLLEGE AND SPECIAL POPULATION, 2007-08**

COMMUNITY COLLEGE	Individ. With Disabilities		Econ. Disadvantaged		Non-Traditional		Single Parent		Displaced Homemaker		LEP	
	Men	Women	Men	Wom	Men	Wom	Men	Wom	Men	Wom	Men	Wom
Alpena	1	0	9	26	7	0	1	10	0	2	0	0
Bay De Noc	1	3	10	25	6	1	0	2	0	3	0	1
Mott	6	10	12	66	1	11	2	40	0	5	0	0
Delta College	2	6	93	280	52	50	0	0	0	0	0	0
Glen Oaks	4	2	0	18	2	0	0	19	0	3	0	0
Gogebic	13	8	17	55	9	16	0	23	0	0	0	0
Grand Rapids	40	52	41	50	7	6	0	28	1	1	5	3
Henry Ford	57	176	146	480	43	166	0	54	0	9	0	3
Jackson	12	11	0	0	0	0	5	5	0	3	0	0
Kalamazoo Valley	20	26	44	60	22	14	0	2	0	1	0	0
Kellogg	1	3	2	16	9	4	1	26	0	1	0	2
Kirtland	2	7	6	21	0	0	0	11	0	14	0	0
Lake Michigan	3	8	0	7	8	0	0	8	2	11	1	7
Lansing	7	27	72	319	3	2	1	24	0	4	2	5
Macomb	7	1	21	56	4	8	5	18	0	4	35	37
Mid Michigan	5	0	4	20	5	0	0	13	0	7	0	0
Monroe County	1	0	0	2	2	0	0	0	0	0	0	0
Montcalm	3	3	0	16	1	0	0	6	0	2	0	0
Muskegon	0	0	4	5	22	11	0	4	0	0	0	0
North Central Michigan	0	0	0	0	0	0	0	0	0	0	0	0
Northwestern Michigan	0	3	11	42	1	4	0	7	0	3	0	1
Oakland	37	72	10	65	0	1	0	22	0	6	21	51
Schoolcraft	4	9	6	39	10	1	1	1	0	0	0	0
St. Clair County	12	24	56	185	8	3	0	26	0	65	0	1
Southwestern Michigan	0	3	2	11	0	0	0	2	0	1	1	1
Washtenaw	60	39	75	198	8	9	7	152	0	22	19	25
Wayne County	4	5	18	21	2	0	0	3	1	0	1	2
West Shore	1	10	13	22	0	0	0	3	0	1	0	3
<b>TOTAL</b>	<b>303</b>	<b>508</b>	<b>672</b>	<b>2,105</b>	<b>232</b>	<b>307</b>	<b>23</b>	<b>509</b>	<b>4</b>	<b>168</b>	<b>85</b>	<b>142</b>
		<i>811</i>		<i>2,777</i>		<i>539</i>		<i>532</i>		<i>172</i>		<i>227</i>

**TABLE 32: AWARDS CONFERRED BY SPECIAL POPULATION AND PROGRAM, 2007-08**

CIP Code	Program Name	Individ. With Disabilities		Econ. Disadvantaged		Non-Traditional		Single Parent		Displaced Homemaker		LEP	
		Men	Wom	Men	Wom	Men	Wom	Men	Wom	Men	Wom	Men	Wom
01.0605	Landscaping and Groundskeeping	0	1	0	0	0	0	0	0	0	0	0	0
04.0901	Architectural Technology/Technician (NEW)	5	0	3	1	0	1	0	1	0	0	0	0
09.0102	Mass Communication/ Media Studies	0	0	1	1	0	0	0	0	0	0	0	1
09.0401	Journalism	1	0	0	0	0	0	0	0	0	0	0	0
09.0701	Radio and Television	0	0	1	2	0	0	0	0	0	0	0	0
09.0702	Digital Communication and Media/Multimedia	0	1	0	0	0	0	0	0	0	0	0	0
10.0105	Communications Technology/Technician (NEW)	0	0	0	1	0	1	0	0	0	0	0	0
10.0201	Photographic and Film/ Video Technology	1	2	1	2	0	0	0	0	0	0	0	0
10.0202	Radio and Television Broadcasting Technolo	0	0	0	2	0	0	0	0	0	1	0	0
10.0203	Recording Arts Technology/Technician	0	0	0	1	0	0	0	0	0	0	0	0
10.0301	Graphic Communications, General (NEW)	0	1	0	1	0	0	0	0	0	0	0	0
10.0304	Animation, Interactive Technology, Video	2	0	8	3	0	4	0	0	0	0	0	0
11.0101	Computer and Information Sciences, General	0	1	1	0	0	0	0	0	0	0	0	0
11.0199	Computer Science, Other (NEW)	0	0	0	2	0	0	0	0	0	0	0	0
11.0201	Computer Programming/Programmer, General	2	2	10	9	0	10	0	1	0	0	3	1
11.0202	Computer Programming, Specific Application	3	1	4	5	0	0	0	0	0	0	0	0
11.0301	Data Processing and Data Processing Technology	1	0	1	0	0	0	0	0	0	0	0	0
11.0401	Information Science/Studies	0	0	1	0	0	0	0	0	0	0	0	0
11.0501	Computer Systems Analysis/Analyst	0	0	5	4	0	1	0	1	0	0	1	0
11.0601	Data Entry/Microcomputer Applications, General	1	0	0	3	0	0	0	3	0	0	0	0
11.0602	Word Processing (NEW)	0	0	0	1	0	0	0	1	0	0	0	0
11.0801	Web Page, Digital/Multimedia and Informati	2	1	1	3	0	0	1	2	0	1	2	0
11.0803	Computer Graphics (NEW)	1	1	3	2	0	0	0	0	0	1	0	0
11.0899	Computer Software and Media Applications,	0	0	0	1	0	0	0	0	0	0	0	0
11.0901	Computer Systems Networking and Telecommun	1	0	14	4	0	5	0	0	0	1	1	0
11.1001	System Administration/Administrator (NEW)	0	0	0	1	0	0	0	0	0	0	0	0
11.1003	Computer and Information Systems Security	1	0	0	3	0	0	0	0	0	0	0	0
11.1004	Web/Multimedia Management and Webmastr	1	0	3	4	0	0	0	1	0	0	0	1
11.9999	Computer and Information Sciences and Supp	2	0	0	0	0	0	0	0	0	0	0	0
12.0401	Cosmetology/Cosmetologist, General	0	1	0	5	0	0	0	2	0	0	0	0
12.0412	Salon/Beauty Salon Management/Manager	0	1	0	1	0	0	0	0	0	0	0	0
12.0501	Baking and Pastry Arts/Baker/Pastry Chef	0	2	3	9	0	0	0	3	0	1	0	1

**TABLE 32: AWARDS CONFERRED BY SPECIAL POPULATION AND PROGRAM, 2007-08**

CIP Code	Program Name	Individ. With Disabilities		Econ. Disadvantaged		Non-Traditional		Single Parent		Displaced Homemaker		LEP	
		Men	Wom	Men	Wom	Men	Wom	Men	Wom	Men	Wom	Men	Wom
12.0503	Culinary Arts/Chef Training	6	3	13	21	2	21	0	4	1	1	2	1
12.0504	Restaurant, Culinary, and Catering Managem	2	1	2	4	0	1	0	2	0	0	0	0
12.0507	Food Service, Waiter/Waitress, and Dining	0	0	0	0	1	0	0	0	0	0	0	0
12.0508	Institutional Food Workers (NEW)	2	1	2	3	0	0	0	3	0	0	0	0
12.9999	Personal and Culinary Services, Other	0	0	0	1	0	0	0	0	0	0	0	0
13.0101	Education, General	1	3	0	13	0	0	0	3	0	2	0	0
13.1001	Special Education and Teaching, General	0	0	0	3	0	0	0	0	0	0	0	0
13.1202	Elementary Education and Teaching	1	6	4	22	1	1	0	0	0	0	0	0
13.1205	Secondary Education and Teaching	1	1	4	20	0	0	0	1	0	0	1	1
13.1206	Teacher Education, Multiple Levels	0	1	0	0	0	0	0	0	0	0	0	0
13.1210	Early Childhood Education and Teaching	0	4	0	9	0	0	0	3	0	1	0	0
13.1314	Physical Education Teaching and Coaching	0	1	0	0	0	0	0	0	0	0	0	0
13.1501	Teacher Assistant/Aide	0	3	0	4	0	0	0	0	0	0	0	0
14.0101	Engineering, General	5	0	5	0	0	0	0	0	0	0	1	0
15.0000	Engineering Technology, General	0	0	0	1	0	0	0	1	0	0	0	0
15.0101	Architectural Engineering Technology/Techn	0	0	1	0	0	0	0	0	0	0	0	0
15.0303	Electrical, Electronic and Communications	3	3	11	2	0	6	0	1	0	0	1	0
15.0401	Biomedical Technology/Technician	0	0	1	0	0	0	0	0	0	0	0	0
15.0405	Robotics Technology/Technician	2	0	0	0	0	0	0	0	0	0	2	0
15.0501	Heating, Air Conditioning and Refrigeratio	2	0	14	1	2	2	1	1	0	0	3	0
15.0503	Energy Management and Systems Technology	0	0	5	0	0	0	0	0	0	0	0	0
15.0506	Water Quality and Wastewater Treatment Man	1	0	1	0	0	0	0	0	0	0	0	0
15.0507	Environmental Engineering Technology/Envir	0	0	3	2	0	2	0	0	0	0	0	0
15.0607	Plastics Engineering Technology/Technician	0	0	0	0	0	0	0	0	0	0	1	0
15.0613	Manufacturing Technology/Technician (NEW)	8	0	2	0	0	0	0	0	0	0	3	0
15.0699	Industrial Production Technologies/Technic	8	2	7	25	1	6	0	19	0	2	4	4
15.0702	Quality Control Technology/Technician	0	1	0	1	0	1	0	0	0	0	1	0
15.0803	Automotive Engineering Technology/Technician	2	0	2	0	0	1	0	0	0	0	0	0
15.0805	Mechanical Engineering/Mechanical Technolo	0	0	1	0	0	2	0	0	0	0	0	0
15.0899	Mechanical Engineering Related Technologie	1	0	0	0	0	0	0	0	0	0	0	0
15.1001	Construction Engineering Technology/Techni	1	0	3	0	0	1	0	0	0	0	0	0
15.1202	Computer Technology/Computer Systems Techn	2	1	4	2	0	2	1	2	0	2	1	0
15.1203	Computer Hardware Technology/Technician	1	0	0	0	0	0	0	0	0	0	0	0

**TABLE 32: AWARDS CONFERRED BY SPECIAL POPULATION AND PROGRAM, 2007-08**

CIP Code	Program Name	Individ. With Disabilities		Econ. Disadvantaged		Non-Traditional		Single Parent		Displaced Homemaker		LEP	
		Men	Wom	Men	Wom	Men	Wom	Men	Wom	Men	Wom	Men	Wom
15.1301	Drafting and Design Technology/Technician,	2	2	4	1	1	1	0	1	0	0	0	0
15.1302	CAD/CADD Drafting and/or Design Technology	19	7	7	2	0	12	0	1	0	0	0	0
15.1303	Architectural Drafting and Architectural C	2	0	3	1	0	0	0	1	0	0	4	0
15.1306	Mechanical Drafting and Mechanical Draftin	5	0	3	0	0	0	0	0	0	0	2	1
15.1399	Drafting/Design Engineering Technologies	0	0	1	1	0	0	0	1	0	0	0	0
15.9999	Engineering Technologies/Technicians, Other	1	0	0	0	0	0	0	0	0	0	0	0
16.1603	Sign Language Interpretation and Translation	0	1	0	1	0	0	0	0	0	0	0	0
19.0505	Foodservice Systems Administration/Mgt	1	0	1	0	0	0	0	0	0	0	0	0
19.0702	Adult Development and Aging (NEW)	0	0	0	1	0	0	0	0	0	0	0	0
19.0706	Child Development	0	3	0	17	0	0	0	1	0	4	0	0
19.0708	Child Care and Support Services Management	1	11	0	7	0	0	0	0	0	2	0	3
19.0709	Child Care Provider/Assistant	0	7	0	41	0	0	0	4	0	5	0	1
19.0906	Fashion and Fabric Consultant	0	0	0	1	0	0	0	0	0	0	0	0
22.0301	Legal Administrative Assistant/Secretary	0	0	0	2	0	0	0	1	0	0	0	0
22.0302	Legal Assistant/Paralegal	1	2	0	11	0	0	0	2	0	0	0	1
23.0101	English Language and Literature, General	0	0	0	4	0	2	0	0	0	0	0	0
23.0501	Creative Writing	0	0	1	0	0	0	0	0	0	0	0	0
24.0101	Liberal Arts and Sciences/Liberal Studies	30	77	59	251	11	5	2	32	0	2	9	17
24.0102	General Studies	27	45	54	164	9	3	3	48	0	20	15	24
24.0103	Humanities/Humanistic Studies	0	1	0	0	0	0	0	0	0	0	0	0
24.0199	Liberal Arts and Sciences, General Studies	4	5	0	5	0	0	0	1	0	1	3	6
25.0101	Library Science/Librarianship	0	1	0	0	0	0	0	0	0	0	0	0
26.0101	Biology/Biological Sciences, General	0	0	8	7	4	0	0	0	0	0	0	0
26.1201	Biotechnology	0	0	1	0	0	0	0	0	0	0	0	0
27.0101	Mathematics, General	0	0	1	0	0	0	0	0	0	0	0	0
30.0101	Biological and Physical Sciences	1	0	0	0	0	0	0	0	0	1	0	0
31.0301	Parks, Recreation and Leisure Facilities Mgr	3	0	1	0	0	0	0	0	0	0	0	0
31.0501	Health and Physical Education, General	0	0	0	1	0	0	0	0	0	0	0	0
31.0505	Kinesiology and Exercise Science	0	1	0	0	0	0	0	0	0	0	0	0
31.0599	Health and Physical Education/Fitness, Other	1	1	1	2	0	0	0	0	0	0	0	0
40.0501	Chemistry, General	1	0	1	0	0	0	0	0	0	0	0	0
41.0301	Chemical Technology/Technician	0	0	5	0	0	1	0	0	0	0	0	0
42.0101	Psychology, General	4	1	0	2	0	0	0	0	0	0	0	0

**TABLE 32: AWARDS CONFERRED BY SPECIAL POPULATION AND PROGRAM, 2007-08**

CIP Code	Program Name	Individ. With Disabilities		Econ. Disadvantaged		Non-Traditional		Single Parent		Displaced Homemaker		LEP	
		Men	Wom	Men	Wom	Men	Wom	Men	Wom	Men	Wom	Men	Wom
43.0102	Corrections	1	6	6	38	1	33	0	12	0	1	0	0
43.0103	Criminal Justice/Law Enforcement Administr	3	1	12	16	0	25	0	3	0	1	0	0
43.0107	Criminal Justice/Police Science	6	5	35	18	1	20	0	6	0	1	3	2
43.0110	Juvenile Corrections (NEW)	0	0	0	1	0	0	0	0	0	0	0	0
43.0113	Corrections Administration (NEW)	0	0	0	1	0	0	0	1	0	1	0	0
43.0201	Fire Protection and Safety Technology/Tech	0	0	0	1	0	0	0	0	0	0	0	0
43.0203	Fire Science/Firefighting	0	0	7	0	0	1	0	0	0	0	0	0
44.0000	Human Services, General (NEW)	2	2	0	8	0	0	0	8	0	0	0	0
44.0201	Community Organization and Advocacy	1	2	6	13	0	1	0	2	0	0	0	0
45.1101	Sociology	0	0	0	1	0	0	0	0	0	0	0	0
46.0302	Electrician	1	0	2	0	0	0	0	0	0	0	0	0
46.0303	Lineworker	3	0	7	0	0	0	1	0	0	0	0	0
46.0412	Building/Construction Site Management	2	0	2	0	0	0	0	0	0	0	1	0
46.0499	Building/Construction Finishing, Management	0	0	3	0	0	0	0	0	0	0	0	0
46.0503	Plumbing Technology/Plumber (NEW)	0	0	1	0	0	0	0	0	0	0	1	0
46.9999	Construction Trades, Other	1	0	0	0	0	0	0	0	0	0	0	0
47.0103	Communications Systems Installation and Repair	0	0	1	0	0	0	0	0	0	0	0	0
47.0104	Computer Installation and Repair Technolog	2	0	9	2	0	0	0	0	0	0	0	0
47.0105	Industrial Electronics Technology/Technician	1	0	0	0	0	1	0	1	0	0	1	0
47.0199	Electrical/Electronics Maintenance	0	0	0	0	0	1	0	0	0	0	0	0
47.0201	Heating, Air Conditioning, Ventilation and	4	0	14	0	0	1	3	1	0	0	1	0
47.0303	Industrial Mechanics and Maintenance Techn	2	0	3	1	0	9	0	0	0	0	0	0
47.0603	Autobody/Collision and Repair Technology	2	0	3	0	0	0	0	0	0	0	0	0
47.0604	Automobile/Automotive Mechanics Technology	30	0	48	3	0	2	6	0	0	0	2	0
47.0699	Vehicle Maintenance and Repair Technologies	1	0	1	0	0	0	0	0	0	0	0	0
47.9999	Mechanic and Repair Technologies/Technician	0	0	0	0	0	1	0	0	0	0	0	0
48.0501	Machine Tool Technology/Machinist	0	0	1	0	0	0	0	0	0	0	0	0
48.0503	Machine Shop Technology/Assistant	1	0	1	0	0	0	0	0	0	0	0	0
48.0508	Welding Technology/Welder	6	0	5	1	1	1	0	0	0	0	0	0
48.9999	Precision Production, Other	1	1	2	2	0	3	0	0	0	0	0	0
49.0102	Airline/Commercial/Professional Pilot and	0	0	3	2	0	2	0	0	0	0	0	0
49.0205	Truck and Bus Driver/Commercial Vehicle Operation	1	0	1	0	0	0	0	0	0	0	0	0
49.0309	Marine Science/Merchant Marine Officer	0	0	7	1	0	1	0	0	0	0	0	0

**TABLE 32: AWARDS CONFERRED BY SPECIAL POPULATION AND PROGRAM, 2007-08**

CIP Code	Program Name	Individ. With Disabilities		Econ. Disadvantaged		Non-Traditional		Single Parent		Displaced Homemaker		LEP	
		Men	Wom	Men	Wom	Men	Wom	Men	Wom	Men	Wom	Men	Wom
50.0101	Visual and Performing Arts, General	0	0	2	0	0	0	0	0	0	0	0	0
50.0402	Commercial and Advertising Art	2	1	4	4	0	0	0	2	0	0	1	1
50.0408	Interior Design	0	0	1	6	0	0	0	0	0	0	0	0
50.0409	Graphic Design (NEW)	0	3	0	6	0	4	0	0	0	0	0	0
50.0410	Illustration (NEW)	0	0	2	0	0	0	0	0	0	0	0	0
50.0501	Drama and Dramatics/Theatre Arts, General	1	0	0	0	0	0	0	0	0	0	0	0
50.0502	Technical Theatre/Theatre Design and Techn	1	0	1	0	0	0	0	0	0	0	0	0
50.0602	Cinematography and Film/Video Production	0	0	3	0	0	0	0	0	0	0	0	0
50.0605	Photography	1	3	0	2	0	0	0	0	0	0	0	0
50.0701	Art/Art Studies, General	0	0	1	0	0	0	0	0	0	0	0	0
50.0711	Ceramic Arts and Ceramics	0	0	0	1	0	0	0	0	0	0	0	0
50.0904	Music Theory and Composition	1	0	1	0	0	0	0	0	0	0	0	0
51.0000	Health Services/Allied Health/Health Scien	2	1	2	9	0	0	0	4	0	4	0	0
51.0601	Dental Assisting/Assistant	0	1	0	15	0	0	0	2	0	1	0	0
51.0602	Dental Hygiene/Hygienist	0	5	0	15	0	0	0	3	0	1	0	0
51.0701	Health/Health Care Administration/Manageme	0	0	0	0	0	0	0	0	0	0	0	2
51.0703	Health Unit Coordinator/Ward Clerk	0	0	1	8	0	0	0	0	0	0	0	0
51.0705	Medical Office Management/Administration	0	1	0	1	0	0	0	0	0	0	0	0
51.0707	Health Information/Medical Records Technol	0	2	0	8	0	0	0	3	0	3	0	1
51.0708	Medical Transcription/Transcriptionist	1	1	1	11	1	0	0	0	0	0	0	0
51.0710	Medical Office Assistant/Specialist	0	1	0	9	1	0	0	1	0	0	0	0
51.0711	Medical/Health Management and Clinical Asst	0	0	0	1	0	0	0	0	0	0	0	0
51.0712	Medical Reception/Receptionist (NEW)	0	0	0	3	0	0	0	0	0	0	0	0
51.0713	Medical Insurance Coding Specialist/Coder	0	0	0	13	1	0	0	0	0	0	0	0
51.0714	Medical Insurance Specialist/Medical Bille	0	2	5	28	0	0	0	3	0	3	0	0
51.0716	Medical Administrative/Executive Assistant	0	2	0	15	0	0	0	3	0	3	0	0
51.0799	Health and Medical Administrative Services	0	1	1	4	0	0	0	0	0	0	0	0
51.0801	Medical/Clinical Assistant	0	2	1	35	1	0	0	11	0	4	0	3
51.0803	Occupational Therapist Assistant	0	0	0	7	0	0	0	3	0	0	0	1
51.0805	Pharmacy Technician/Assistant	0	0	1	7	0	1	0	3	0	0	0	2
51.0806	Physical Therapist Assistant	5	7	3	20	8	0	0	2	0	0	0	0
51.0812	Respiratory Therapy Technician/Assistant	0	0	0	1	7	0	0	1	0	0	0	0
51.0904	Emergency Medical Technology/Technician	1	1	2	3	3	0	0	1	0	0	0	0

**TABLE 32: AWARDS CONFERRED BY SPECIAL POPULATION AND PROGRAM, 2007-08**

CIP Code	Program Name	Individ. With Disabilities		Econ. Disadvantaged		Non-Traditional		Single Parent		Displaced Homemaker		LEP	
		Men	Wom	Men	Wom	Men	Wom	Men	Wom	Men	Wom	Men	Wom
51.0907	Medical Radiologic Technology/Science	0	0	1	15	4	0	0	8	0	2	0	1
51.0908	Respiratory Care Therapy/Therapist	3	9	7	26	8	0	0	7	0	1	0	3
51.0909	Surgical Technology/Technologist	1	18	1	25	2	0	0	3	0	0	0	2
51.0910	Diagnostic Medical Sonography/Sonographer	1	1	0	10	0	0	0	2	0	0	0	1
51.0911	Radiologic Technology/Science	0	0	5	9	2	0	1	5	1	2	0	0
51.1004	Clinical/Medical Laboratory Technician	0	0	0	1	1	0	0	1	0	0	0	0
51.1005	Clinical Laboratory Science/Medical Tech	0	1	0	0	0	0	0	0	0	0	0	0
51.1008	Histologic Technician (NEW)	0	0	0	2	0	0	0	0	0	0	0	0
51.1009	Phlebotomy/Phlebotomist (NEW)	1	4	5	59	0	0	0	9	0	6	0	0
51.1102	Pre-Medicine/Pre-Medical Studies	0	0	0	0	0	0	0	0	0	0	1	0
51.1103	Pre-Pharmacy Studies	0	1	0	4	0	0	0	0	0	0	0	0
51.1105	Pre-Nursing Studies (NEW)	0	0	1	2	2	0	0	1	0	0	0	0
51.1201	Medicine (MD)	0	0	1	0	2	0	0	0	0	0	0	0
51.1502	Psychiatric/Mental Health Services Techn	0	0	3	0	0	0	0	0	1	0	0	0
51.1504	Community Health Services/Liaison/Counseling	0	2	0	3	0	0	0	2	0	0	0	0
51.1599	Mental and Social Health Services and Alli	1	4	1	5	0	1	0	4	0	0	0	0
51.1601	Nursing - Registered Nurse Training (RN)	10	124	28	344	83	4	1	85	0	31	1	14
51.1605	Family Practice Nurse/Nurse Practitioner	0	0	0	1	0	0	0	0	0	0	0	0
51.1613	Licensed Practical /Vocational Nurse Train	1	13	12	144	29	1	0	47	1	19	2	8
51.1614	Nurse/Nursing Assistant/Aide and Patient Care	3	11	15	87	2	0	0	32	0	5	1	9
51.2306	Occupational Therapy/Therapist	0	0	0	1	0	0	0	0	0	0	0	0
51.3501	Massage Therapy/Therapeutic Massage	0	0	0	9	0	0	0	2	0	3	0	0
51.9999	Health Professions and Related Clinical Sci.	0	0	0	1	0	0	0	1	0	0	0	0
52.0101	Business/Commerce, General	5	8	16	33	1	43	1	6	0	5	1	1
52.0201	Business Administration and Management, Gen.	9	17	31	79	7	57	1	14	0	2	7	11
52.0204	Office Management and Supervision	3	2	8	18	2	0	0	3	0	0	0	0
52.0207	Customer Service Management (NEW)	0	1	0	3	0	0	0	1	0	0	0	0
52.0208	E-Commerce/Electronic Commerce (NEW)	0	0	0	1	0	0	0	0	0	0	0	0
52.0301	Accounting	0	0	0	0	0	0	0	0	0	0	0	1
52.0302	Accounting Technology/Technician and Bookk	0	9	15	49	21	0	0	12	0	4	0	11
52.0304	Accounting and Finance (NEW)	0	2	0	0	0	0	0	1	0	1	0	0
52.0305	Accounting and Business/Management (NEW)	0	0	1	0	0	0	0	0	0	0	1	0
52.0399	Accounting and Related Services, Other	0	1	1	7	5	0	0	0	0	1	0	1



**TABLE 32: AWARDS CONFERRED BY SPECIAL POPULATION AND PROGRAM, 2007-08**

CIP Code	Program Name	Individ. With Dsiabilities		Econ. Disadvantaged		Non-Traditional		Single Parent		Displaced Homemaker		LEP	
		Men	Wom	Men	Wom	Men	Wom	Men	Wom	Men	Wom	Men	Wom
52.0401	Administrative Assistant and Secretarial S	1	4	2	46	1	0	0	16	0	10	0	0
52.0402	Executive Assistant/Executive Secretary	1	4	1	12	2	2	0	6	0	2	0	1
52.0407	Business/Office Automation/Technology/Data	0	3	0	5	0	0	0	1	0	0	0	1
52.0408	General Office Occupations and Clerica	0	0	0	1	0	0	0	0	0	0	0	0
52.0411	Customer Service Support/Call Center	0	0	2	2	0	0	0	0	0	0	0	0
52.0701	Entrepreneurship/Entrepreneurial Studies	0	0	2	0	0	0	0	1	0	1	0	0
52.0703	Small Business Administration/Management	0	0	0	3	0	0	0	0	0	0	0	0
52.0901	Hospitality Administration/Management, Gen	0	1	1	7	0	0	0	2	0	0	0	0
52.0904	Hotel/Motel Administration/Management	0	1	0	1	0	0	0	0	0	0	0	0
52.0905	Restaurant/Food Services Management (NEW)	0	0	0	0	0	0	0	0	0	0	1	0
52.0999	Hospitality Administration/Management, Other	1	0	0	0	0	0	0	0	0	0	0	0
52.1001	Human Resources Management/Personnel Admin	0	0	2	0	0	0	0	2	0	0	0	0
52.1101	International Business/Trade/Commerce	0	0	0	1	0	0	0	0	0	0	0	1
52.1201	Management Information Systems, General	0	0	1	0	0	0	1	0	0	0	0	0
52.1401	Marketing/Marketing Management, General	0	2	1	8	1	0	0	5	0	1	0	0
52.1801	Sales, Distribution and Marketing Operatio	0	1	0	1	0	0	0	0	0	0	0	0
52.1802	Merchandising and Buying Operations	0	0	0	4	0	0	0	0	0	0	0	0
52.1804	Selling Skills and Sales Operations	0	2	0	4	0	0	0	2	0	0	0	1
52.9999	Business, Management, Marketing	0	0	0	3	0	0	0	4	0	1	0	0
54.0101	History, General	0	0	0	1	0	0	0	0	0	0	0	0
<b>TOTAL</b>		<b>303</b>	<b>508</b>	<b>672</b>	<b>2,105</b>	<b>232</b>	<b>307</b>	<b>23</b>	<b>509</b>	<b>4</b>	<b>168</b>	<b>85</b>	<b>142</b>