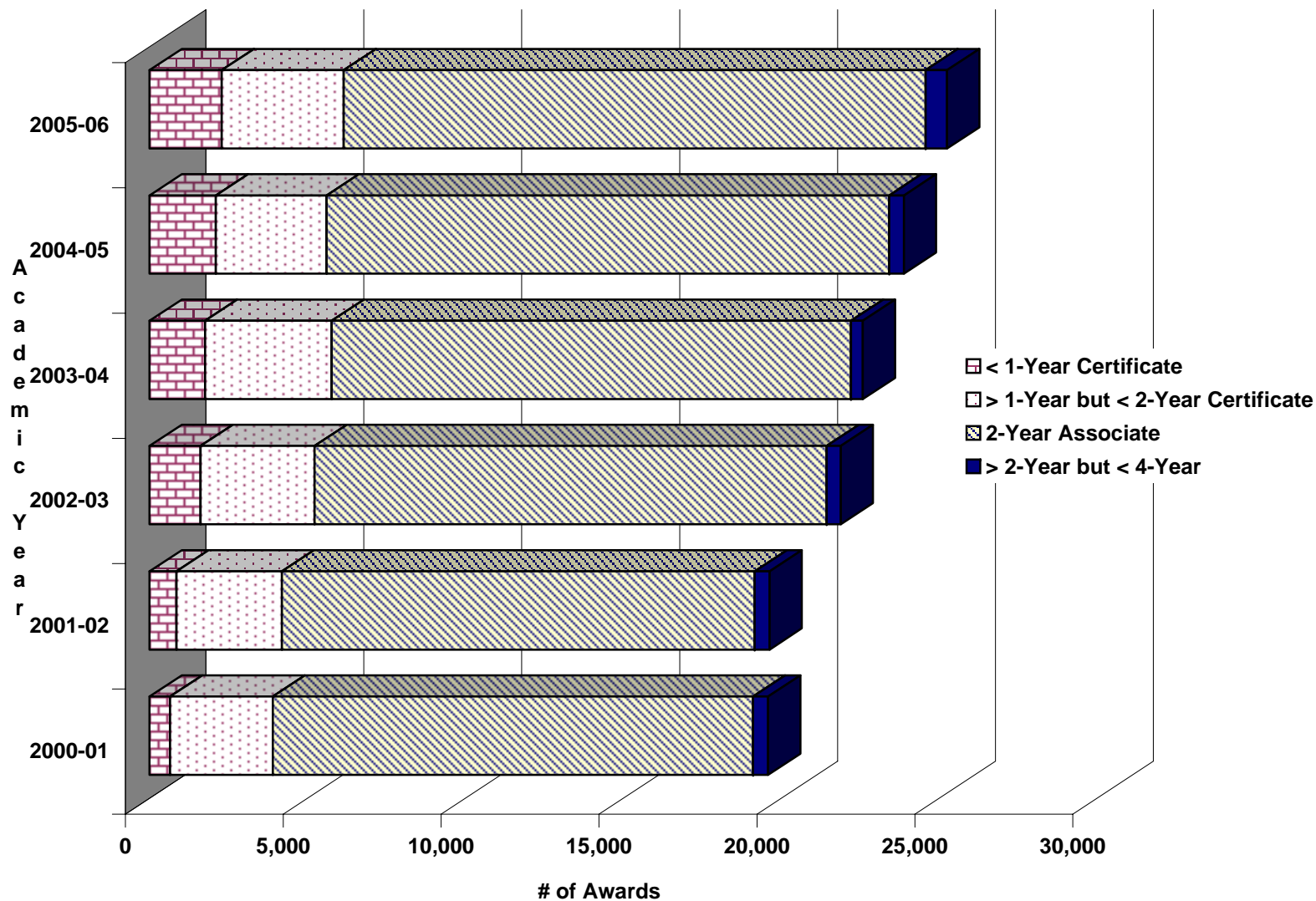
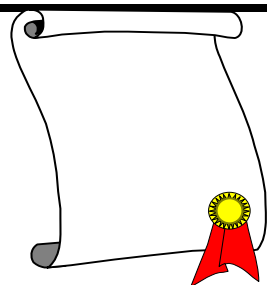


### AWARDS CONFERRED BY LEVEL, 2002-03 Through 2005-06

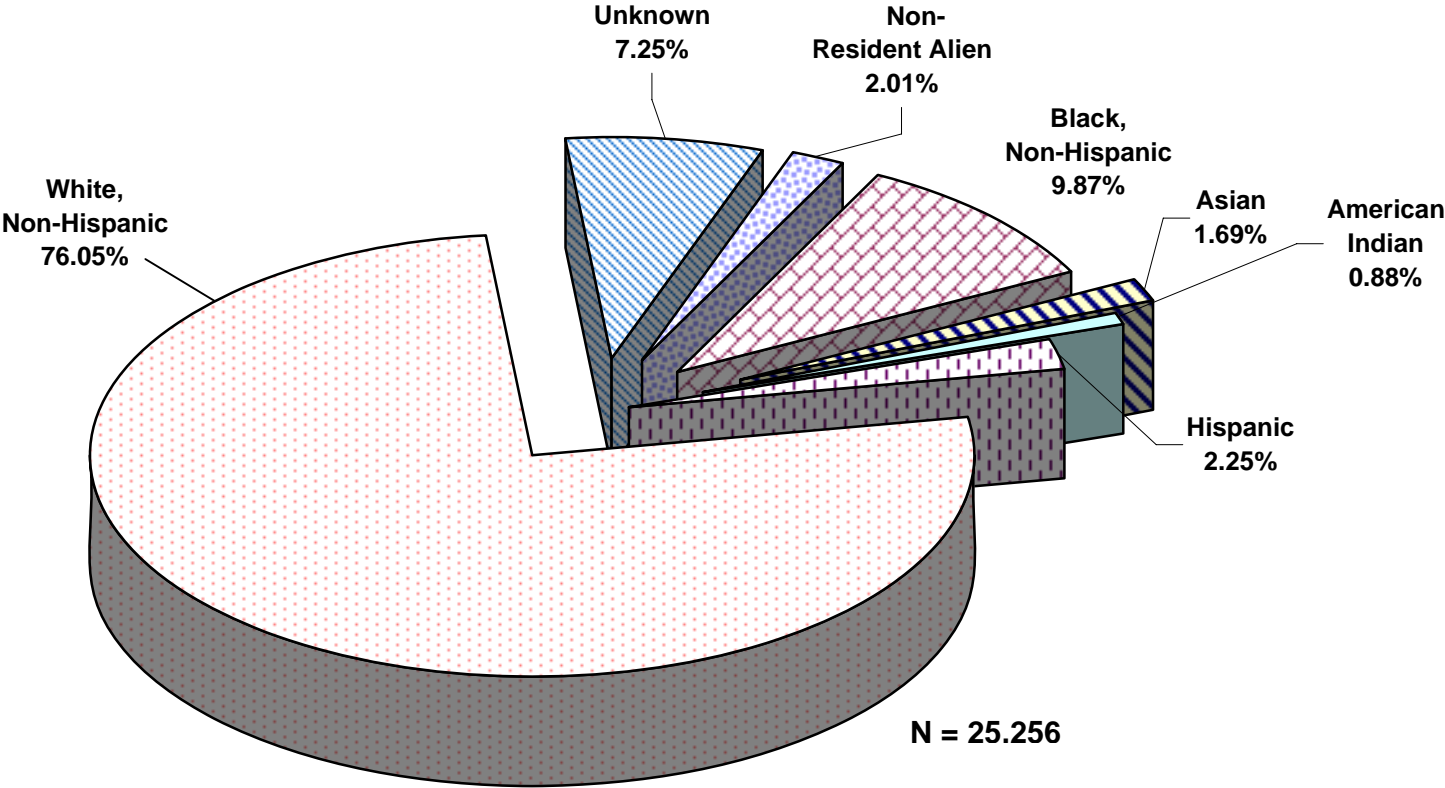


**TABLE 27: AWARDS CONFERRED BY LEVEL, 2005-06**



Degree Level	Total for Community Colleges			Special Populations Individ.						
	Men	Women	Total Awards	With Disabilities	Economically Disadvantaged	Non-Traditional	Single Parent	Displaced Homemaker	LEP	Academically Disadvantaged
< 1-Year	818	1,469	2,287	30	93	3	54	6	26	179
<b>&gt; 1-Year but &lt; 2-Year</b>	<b>1,324</b>	<b>2,540</b>	<b>3,864</b>	<b>84</b>	<b>405</b>	<b>71</b>	<b>110</b>	<b>52</b>	<b>35</b>	<b>432</b>
2-Year Certificate/Associate	6,574	11,848	18,422	360	1,240	186	245	94	157	1,429
<b>&gt; 2-Year but &lt; 4-Year</b>	<b>161</b>	<b>522</b>	<b>683</b>	<b>9</b>	<b>156</b>	<b>6</b>	<b>28</b>	<b>8</b>	<b>12</b>	<b>239</b>
<b>TOTAL</b>	<b>8,877</b>	<b>16,379</b>	<b>25,256</b>	<b>483</b>	<b>1,894</b>	<b>266</b>	<b>437</b>	<b>160</b>	<b>230</b>	<b>2,279</b>
2004-05	8,156	15,732	23,888	493	2,233	272	386	96	240	2,121

**AWARDS CONFERRED BY ETHNICITY, 2005-06**



**TABLE 28: AWARDS CONFERRED BY COMMUNITY COLLEGE, 2005-06**

	Non-Resident Alien		Black, Non-Hispanic		Asian		American Indian		Hispanic		White Non-Hispanic		Unknown		Total		TOTAL	2004-05
	Men	Wom	Men	Wom	Men	Wom	Men	Wom	Men	Wom	Men	Wom	Men	Wom	Men	Wom		
Alpena	0	0	1	0	0	0	1	0	0	0	169	159	0	1	171	160	331	324
Bay De Noc	0	0	0	0	0	2	3	8	0	4	105	270	1	2	109	286	395	484
Mott	0	0	48	131	9	9	9	8	6	19	240	570	28	63	340	800	1,140	883
Delta College	6	3	33	71	2	15	4	12	18	45	505	927	13	32	581	1,105	1,686	1,616
Glen Oaks	1	5	1	3	0	0	1	0	2	2	58	152	0	3	63	165	228	251
Gogebic	0	0	0	0	0	1	3	2	0	0	65	99	0	0	68	102	170	195
Grand Rapids	7	10	47	64	21	24	2	4	28	32	546	736	9	15	660	885	1,545	1,388
Henry Ford	2	1	63	172	14	18	4	4	16	24	355	498	89	88	543	805	1,348	1,347
Jackson	0	0	5	16	1	3	2	3	4	11	201	445	5	4	218	482	700	645
Kalamazoo Valley	4	7	17	44	6	6	1	4	6	10	314	488	69	32	417	591	1,008	1,056
Kellogg	7	5	14	30	6	4	0	3	8	17	246	545	31	83	312	687	999	885
Kirtland	0	0	0	2	0	1	1	7	0	4	72	275	2	4	75	293	368	292
Lake Michigan	4	3	14	31	1	3	1	1	3	4	86	147	0	2	109	191	300	318
Lansing	16	49	50	107	20	44	4	17	43	61	603	1,293	76	163	812	1,734	2,546	2,408
Macomb	3	23	41	66	42	43	4	10	20	9	1,036	1,116	63	448	1,209	1,715	2,924	2,801
Mid Michigan	1	0	1	2	0	2	2	3	3	3	67	182	0	2	74	194	268	220
Monroe County	0	0	0	3	0	0	1	2	2	5	162	264	17	13	182	287	469	482
Montcalm	0	0	0	1	0	1	2	1	1	3	39	164	5	9	47	179	226	190
Muskegon	1	0	7	29	0	4	2	1	4	5	159	293	10	6	183	338	521	506
North Central Michigan	0	0	0	0	0	0	4	13	0	0	59	185	9	10	72	208	280	233
Northwestern Michigan	2	2	0	3	1	3	1	7	0	1	157	277	3	5	164	298	462	447
Oakland	76	148	45	205	14	22	5	11	9	25	454	894	50	68	653	1,373	2,026	2,068
Schoolcraft	0	1	3	9	2	2	5	0	2	6	187	386	8	6	207	410	617	1,051
St. Clair County	8	22	22	56	10	21	1	2	11	18	387	641	27	30	466	790	1,256	647
Southwestern Michigan	6	7	4	16	2	2	1	0	4	5	83	177	6	6	106	213	319	291
Washtenaw	29	38	84	238	19	27	5	8	18	29	568	695	57	84	780	1,119	1,899	1,674
Wayne County	5	6	129	565	0	0	3	17	4	11	48	176	19	47	208	822	1,030	1,032
West Shore	0	0	0	0	0	1	0	2	0	2	43	138	5	4	48	147	195	154
<b>TOTAL</b>	<b>178</b>	<b>330</b>	<b>629</b>	<b>1,864</b>	<b>170</b>	<b>258</b>	<b>72</b>	<b>150</b>	<b>212</b>	<b>355</b>	<b>7,014</b>	<b>12,192</b>	<b>602</b>	<b>1,230</b>	<b>8,877</b>	<b>16,379</b>	<b>25,256</b>	<b>23,888</b>
2004-05	186	378	563	1,846	66	136	151	253	213	371	6,421	11,658	556	1,090	8,156	15,732	23,888	

**TABLE 29: AWARDS CONFERRED BY PROGRAM, ETHNICITY, AND GENDER, 2005-06**

CIP Code	Program Name	Non-Resident Alien	Black, Non-Hispanic	Asian	Am. Indian	Hispanic	White, Non-Hispanic	Unknown	Men	Women	Total
01.0000	Agriculture, General	0	0	0	0	0	3	1	3	1	4
01.0105	Agricultural/Farm Supplies Retailing and Wholesaling	0	0	0	0	0	1	0	0	1	1
01.0106	Agricultural Business Technology (NEW)	0	0	0	0	0	1	0	0	1	1
01.0601	Applied Horticulture/Horticultural Operations, General	0	0	0	0	0	3	0	1	2	3
01.0603	Ornamental Horticulture	0	0	0	0	0	4	0	1	3	4
01.0605	Landscaping and Groundskeeping	3	0	0	0	0	5	1	1	8	9
01.0607	Turf and Turfgrass Management	0	0	0	0	0	6	0	5	1	6
03.0101	Natural Resources/Conservation, General	0	0	0	0	1	3	0	2	2	4
03.0104	Environmental Science (NEW)	0	0	0	0	0	2	0	1	1	2
04.0201	Architecture (BArch, BA/BS, MArch, MA/MS, PhD)	0	1	0	0	0	3	0	4	0	4
04.0901	Architectural Technology/Technician (NEW)	0	2	0	0	0	20	2	15	9	24
04.9999	Architecture and Related Services, Other	0	0	0	0	0	8	0	3	5	8
09.0101	Communication Studies/Speech Communication and Rhetoric	2	3	1	0	0	6	1	3	10	13
09.0102	Mass Communication/ Media Studies	0	2	0	0	0	3	1	4	2	6
09.0401	Journalism	0	3	1	0	1	15	2	10	12	22
09.0701	Radio and Television	0	0	0	0	0	8	1	8	1	9
09.0702	Digital Communication and Media/Multimedia (NEW)	0	1	0	0	0	8	0	7	2	9
10.0105	Communications Technology/Technician (NEW)	0	0	0	0	0	2	2	3	1	4
10.0201	Photographic and Film/ Video Technology/Technician and As:	0	0	2	0	0	34	4	14	26	40
10.0202	Radio and Television Broadcasting Technology/Technician	0	2	1	0	0	12	0	11	4	15
10.0203	Recording Arts Technology/Technician (NEW)	0	1	0	0	0	9	1	11	0	11
10.0303	Prepress/Desktop Publishing and Digital Imaging Design	0	1	0	0	0	0	0	1	0	1
10.0304	Animation, Interactive Technology, Video Graphics and Speci	0	1	1	0	1	28	3	23	11	34
10.0305	Graphic and Printing Equipment Operator, General Production	0	0	0	0	1	12	2	7	8	15
11.0101	Computer and Information Sciences, General	1	1	0	0	1	12	0	13	2	15
11.0103	Information Technology (NEW)	4	3	0	2	0	27	1	19	18	37
11.0199	Computer Science, Other (NEW)	0	0	0	0	0	4	0	2	2	4
11.0201	Computer Programming/Programmer, General	15	27	5	0	4	149	21	123	98	221
11.0202	Computer Programming, Specific Applications (NEW)	2	4	0	0	3	51	2	42	20	62
11.0301	Data Processing and Data Processing Technology/Technician	0	1	0	0	1	23	1	14	12	26
11.0401	Information Science/Studies	0	0	0	0	0	3	0	3	0	3
11.0501	Computer Systems Analysis/Analyst	3	1	0	0	0	13	3	12	8	20
11.0601	Data Entry/Microcomputer Applications, General (NEW)	0	6	0	0	2	29	3	5	35	40
11.0602	Word Processing (NEW)	0	0	0	0	0	7	0	0	7	7
11.0699	Data Entry/Microcomputer Applications, Other (NEW)	0	0	0	0	0	2	0	0	2	2
11.0701	Computer Science	0	1	0	0	0	2	0	3	0	3
11.0801	Web Page, Digital/Multimedia and Information Resources Des	0	87	4	3	0	34	8	25	27	52

**TABLE 29: AWARDS CONFERRED BY PROGRAM, ETHNICITY, AND GENDER, 2005-06**

CIP Code	Program Name	Ethnicity							Men	Women	Total
		Non-Resident Alien	Black, Non-Hispanic	Asian	Am. Indian	Hispanic	White, Non-Hispanic	Unknown			
11.0802	Data Modeling/Warehousing and Database Administration (NI	0	0	0	0	0	2	1	0	3	3
11.0803	Computer Graphics (NEW)	2	0	2	0	2	37	1	16	28	44
11.0899	Computer Software and Media Applications, Other (NEW)	0	7	2	0	0	30	3	4	38	42
11.0901	Computer Systems Networking and Telecommunications (NE'	5	4	4	0	3	108	10	118	16	134
11.1001	System Administration/Administrator (NEW)	0	1	0	0	0	12	0	8	5	13
11.1002	System, Networking, and LAN/WAN Management/Manager (†	3	1	0	1	1	29	2	30	7	37
11.1003	Computer and Information Systems Security (NEW)	1	1	1	0	0	11	1	12	3	15
11.1004	Web/Multimedia Management and Webmaster (NEW)	0	0	0	0	0	14	1	9	6	15
11.1099	Computer/Information Technology Services Administration anc	2	1	0	0	0	4	1	7	1	8
11.9999	Computer and Information Sciences and Support Services, Otl	0	5	1	0	0	21	1	21	7	28
12.0301	Funeral Service and Mortuary Science, General	0	0	0	0	0	1	0	1	0	1
12.0401	Cosmetology/Cosmetologist, General	0	0	0	0	1	22	0	1	22	23
12.0410	Nail Technician/Specialist and Manicurist (NEW)	0	0	0	0	0	1	0	0	1	1
12.0412	Salon/Beauty Salon Management/Manager (NEW)	0	5	0	0	0	13	4	3	19	22
12.0501	Baking and Pastry Arts/Baker/Pastry Chef	1	8	1	0	1	50	1	11	51	62
12.0503	Culinary Arts/Chef Training	4	24	5	0	4	162	15	102	112	214
12.0504	Restaurant, Culinary, and Catering Management/Manager	0	6	0	0	0	15	0	12	9	21
12.0505	Food Preparation/Professional Cooking/Kitchen Assistant	0	0	0	0	0	15	0	7	8	15
12.0508	Institutional Food Workers (NEW)	0	2	0	0	0	2	0	1	3	4
12.9999	Personal and Culinary Services, Other	0	0	0	0	0	2	0	0	2	2
13.0101	Education, General	0	25	4	5	9	328	14	136	249	385
13.1001	Special Education and Teaching, General	0	2	0	0	2	11	2	3	14	17
13.1202	Elementary Education and Teaching	2	53	2	6	10	227	12	47	265	312
13.1205	Secondary Education and Teaching	0	15	0	1	2	49	3	16	54	70
13.1206	Teacher Education, Multiple Levels	0	1	1	0	0	17	0	11	8	19
13.1209	Kindergarten/PreSchool Education and Teaching (NEW)	0	0	0	0	0	16	0	2	14	16
13.1210	Early Childhood Education and Teaching (NEW)	0	10	0	1	0	68	1	3	77	80
13.1302	Art Teacher Education	0	0	0	0	0	1	0	0	1	1
13.1303	Business Teacher Education	0	0	0	0	0	1	0	0	1	1
13.1305	English/Language Arts Teacher Education	0	1	0	0	0	6	0	3	4	7
13.1306	Foreign Language Teacher Education	0	0	0	0	0	1	0	0	1	1
13.1309	Technology Teacher Education/Industrial Arts Teacher Educat	0	0	0	0	0	14	1	14	1	15
13.1312	Music Teacher Education	0	0	0	0	0	1	0	1	0	1
13.1314	Physical Education Teaching and Coaching	1	0	0	0	0	5	0	4	2	6
13.1501	Teacher Assistant/Aide	0	1	0	0	0	16	3	2	18	20
14.0101	Engineering, General	3	6	1	0	2	53	5	55	15	70
14.1801	Materials Engineering	0	88	0	0	0	1	0	0	1	1

**TABLE 29: AWARDS CONFERRED BY PROGRAM, ETHNICITY, AND GENDER, 2005-06**

CIP Code	Program Name	Non-Resident Alien	Black, Non-Hispanic	Asian	Am. Indian	Hispanic	White, Non-Hispanic	Unknown	Men	Women	Total
15.0000	Engineering Technology, General	0	0	0	0	0	10	0	6	4	10
15.0101	Architectural Engineering Technology/Technician	2	2	0	0	0	16	1	16	5	21
15.0201	Civil Engineering Technology/Technician	0	1	1	0	0	41	1	41	3	44
15.0303	Electrical, Electronic and Communications Engineering Techn	5	21	0	3	2	121	19	148	23	171
15.0399	Electrical and Electronic Engineering Technologies/Technicia	0	5	2	0	0	31	17	33	22	55
15.0401	Biomedical Technology/Technician	0	3	1	0	0	12	1	15	2	17
15.0403	Electromechanical Technology/Electromechanical Engineering	0	0	0	0	0	1	4	1	4	5
15.0404	Instrumentation Technology/Technician	0	0	0	0	0	2	0	2	0	2
15.0405	Robotics Technology/Technician	0	4	0	0	1	32	2	35	4	39
15.0499	Electromechanical and Instrumentation and Maintenance Tect	0	0	0	0	0	0	1	1	0	1
15.0501	Heating, Air Conditioning and Refrigeration Technology/Techn	1	2	2	5	2	100	19	116	15	131
15.0503	Energy Management and Systems Technology/Technician	0	1	0	0	0	9	4	12	2	14
15.0506	Water Quality and Wastewater Treatment Management and R	0	0	0	0	0	18	2	18	2	20
15.0507	Environmental Engineering Technology/Environmental Techn	0	0	0	0	0	14	0	7	7	14
15.0607	Plastics Engineering Technology/Technician	0	0	0	0	2	5	0	7	0	7
15.0611	Metallurgical Technology/Technician	0	1	1	0	0	4	0	5	1	6
15.0612	Industrial Technology/Technician (NEW)	0	0	0	0	0	10	0	9	1	10
15.0613	Manufacturing Technology/Technician (NEW)	1	5	0	1	0	46	9	51	11	62
15.0699	Industrial Production Technologies/Technicians, Other	3	33	3	3	2	155	19	118	100	218
15.0702	Quality Control Technology/Technician	0	1	0	0	1	31	4	11	26	37
15.0803	Automotive Engineering Technology/Technician	0	0	0	1	1	13	1	16	0	16
15.0805	Mechanical Engineering/Mechanical Technology/Technician	1	3	1	0	1	14	1	18	3	21
15.0899	Mechanical Engineering Related Technologies/Technicians, O	0	0	0	0	0	11	0	8	3	11
15.1001	Construction Engineering Technology/Technician	0	0	0	0	2	29	3	30	4	34
15.1102	Survey Technology/ Surveying	1	0	0	0	5	7	2	14	1	15
15.1103	Hydraulics and Fluid Power Technology/ Technician	0	0	0	0	0	6	2	6	2	8
15.1201	Computer Engineering Technology/ Technician	0	1	0	0	0	0	1	2	0	2
15.1202	Computer Technology/Computer Systems Technology (NEW)	1	3	1	1	2	43	4	47	8	55
15.1203	Computer Hardware Technology/Technician (NEW)	0	0	0	0	0	13	0	13	0	13
15.1301	Drafting and Design Technology/Technician, General	1	3	0	2	0	47	2	47	8	55
15.1302	CAD/CADD Drafting and/or Design Technology/Technician (N	1	4	3	2	2	79	11	86	16	102
15.1303	Architectural Drafting and Architectural CAD/CADD	0	0	0	0	1	21	3	18	7	25
15.1306	Mechanical Drafting and Mechanical Drafting CAD/CADD	6	1	9	0	0	108	21	121	24	145
15.1399	Drafting/Design Engineering Technologies/Technicians, Other	1	0	0	0	1	2	1	3	2	5
15.9999	Engineering Technologies/Technicians, Other	0	0	0	0	1	16	0	15	2	17
16.0101	Foreign Languages and Literatures, General	0	1	0	0	1	8	0	3	7	10
16.1603	Sign Language Interpretation and Translation	0	89	1	2	0	2	31	4	36	40

**TABLE 29: AWARDS CONFERRED BY PROGRAM, ETHNICITY, AND GENDER, 2005-06**

CIP Code	Program Name	Ethnicity							Men	Women	Total	
		Non-Resident Alien	Black, Non-Hispanic	Asian	Am. Indian	Hispanic	White, Non-Hispanic	Unknown				
19.0505	Foodservice Systems Administration/Management	0	3	0	0	0	2	1	0	6	6	
19.0702	Adult Development and Aging (NEW)	2	4	0	0	0	10	0	1	15	16	
19.0706	Child Development	1	7	2	0	2	68	2	2	80	82	
19.0708	Child Care and Support Services Management (NEW)	1	29	4	1	0	176	10	3	218	221	
19.0709	Child Care Provider/Assistant	4	24	0	0	6	153	15	3	199	202	
19.0799	Human Development, Family Studies, and Related Services, C	0	1	0	0	0	2	0	1	2	3	
22.0001	Pre-Law Studies	0	1	0	0	0	10	0	7	4	11	
22.0301	Legal Administrative Assistant/Secretary	0	0	0	1	1	25	0	0	27	27	
22.0302	Legal Assistant/Paralegal	2	17	2	0	4	147	9	15	166	181	
23.0101	English Language and Literature, General	0	0	0	0	0	14	1	7	8	15	
23.0501	Creative Writing	0	0	1	0	0	0	0	0	1	1	
23.1001	Speech and Rhetorical Studies	0	1	0	0	0	2	1	1	3	4	
23.1101	Technical and Business Writing	1	0	0	0	0	7	0	2	6	8	
24.0101	Liberal Arts and Sciences/Liberal Studies	96	637	68	45	106	3,378	300	1,517	3,113	4,630	
24.0102	General Studies	50	295	52	26	53	2038	390	1038	1866	2904	
24.0103	Humanities/Humanistic Studies	0	0	1	1	1	31	0	8	26	34	
24.0199	Liberal Arts and Sciences, General Studies and Humanities, O	18	12	1	1	4	78	4	49	69	118	
25.0101	Library Science/Librarianship	0	0	0	0	0	1	0	0	1	1	
25.0301	Library Assistant/Technician	0	0	0	0	0	6	0	0	6	6	
26.0101	Biology/Biological Sciences, General	0	0	1	0	1	39	0	13	28	41	
26.1201	Biotechnology	1	1	0	0	0	8	1	4	7	11	
27.0101	Mathematics, General	0	2	1	0	1	12	2	11	7	18	
30.0101	Biological and Physical Sciences	3	1	0	1	1	24	0	13	17	30	
30.2001	International Studies	1	1	0	0	3	9	5	11	8	19	
31.0301	Parks, Recreation and Leisure Facilities Management	0	0	0	0	0	16	0	16	0	16	
31.0501	Health and Physical Education, General	0	0	0	0	0	3	0	1	2	3	
31.0504	Sport and Fitness Administration/Management	0	0	0	0	0	4	0	0	4	4	
31.0505	Kinesiology and Exercise Science	1	0	0	0	0	3	0	0	4	4	
31.0599	Health and Physical Education/Fitness, Other	0	1	0	0	0	2	0	1	2	3	
39.0501	Religious/Sacred Music	0	0	0	0	0	1	0	1	0	1	
40.0101	Physical Sciences	0	2	0	1	1	29	3	19	17	36	
40.0501	Chemistry, General	0	1	0	0	2	12	1	10	6	16	
40.0601	Geology/Earth Science, General	0	0	0	0	0	2	0	1	1	2	
40.0801	Physics, General	0	0	0	0	0	4	1	3	2	5	
41.0301	Chemical Technology/Technician	0	0	1	0	0	20	1	11	11	22	
41.9999	Science Technologies/Technicians, Other	0	0	0	0	0	3	0	0	3	3	
42.0101	Psychology, General	0	90	6	1	1	2	48	3	12	49	61



**TABLE 29: AWARDS CONFERRED BY PROGRAM, ETHNICITY, AND GENDER, 2005-06**

CIP Code	Program Name	Non-Resident Alien	Black, Non-Hispanic	Asian	Am. Indian	Hispanic	White, Non-Hispanic	Unknown	Men	Women	Total
42.1601	Social Psychology	0	0	0	0	0	4	0	0	4	4
43.0102	Corrections	0	62	1	2	5	111	8	76	113	189
43.0103	Criminal Justice/Law Enforcement Administration	0	9	3	1	4	193	13	147	76	223
43.0104	Criminal Justice/Safety Studies	0	0	0	1	0	10	0	6	5	11
43.0106	Forensic Science and Technology	0	1	0	0	0	2	0	0	3	3
43.0107	Criminal Justice/Police Science	1	53	5	4	19	461	24	366	201	567
43.0110	Juvenile Corrections (NEW)	0	1	0	0	0	6	0	0	7	7
43.0111	Criminalistics and Criminal Science (NEW)	1	1	0	0	0	4	0	2	4	6
43.0113	Corrections Administration (NEW)	0	0	0	0	0	1	0	0	1	1
43.0199	Corrections and Criminal Justice, Other	0	0	0	0	0	1	0	1	0	1
43.0201	Fire Protection and Safety Technology/Technician	0	0	0	0	0	24	3	23	4	27
43.0203	Fire Science/Firefighting	0	0	0	1	0	67	8	73	3	76
44.0000	Human Services, General (NEW)	0	7	0	1	2	20	3	6	27	33
44.0201	Community Organization and Advocacy	0	7	0	0	7	36	8	8	50	58
44.0701	Social Work	0	6	0	0	0	27	1	2	32	34
45.0101	Social Sciences, General	0	1	0	0	0	5	0	0	6	6
45.0601	Economics, General	0	0	0	0	0	1	0	0	1	1
45.0701	Geography	0	0	0	0	0	1	0	0	1	1
45.1001	Political Science and Government, General	0	0	0	0	0	11	0	9	2	11
45.1101	Sociology	0	1	0	0	4	10	0	4	11	15
46.0000	Construction Trades, General (NEW)	0	10	0	0	0	15	0	21	4	25
46.0201	Carpentry/Carpenter	0	1	0	0	0	8	2	11	0	11
46.0301	Electrical and Power Transmission Installation/Installer, Ge	0	0	0	0	0	2	1	3	0	3
46.0302	Electrician	0	1	2	0	1	45	1	47	3	50
46.0303	Lineworker	0	0	0	1	0	22	0	23	0	23
46.0401	Building/Property Maintenance and Manager	0	1	0	0	0	0	0	0	1	1
46.0412	Building/Construction Site Management/Manager (NEW)	0	1	0	0	1	19	0	21	0	21
46.0499	Building/Construction Finishing, Management, and Inspection,	0	0	0	0	0	6	0	6	0	6
46.0502	Pipefitting/Pipefitter and Sprinkler Fitter (NEW)	1	1	0	0	1	21	5	29	0	29
46.0503	Plumbing Technology/Plumber (NEW)	0	1	0	0	0	16	6	20	3	23
46.9999	Construction Trades, Other	0	0	0	0	0	2	0	2	0	2
47.0000	Mechanics and Repairers, General (NEW)	0	0	0	0	0	1	0	1	0	1
47.0101	Electrical/Electronics Equipment Installation and Repair, Ge	0	0	1	0	0	10	3	11	3	14
47.0104	Computer Installation and Repair Technology/Technician	0	0	0	0	1	22	0	20	3	23
47.0105	Industrial Electronics Technology/Technician	0	0	0	0	0	8	1	8	1	9
47.0199	Electrical/Electronics Maintenance and Repair Technology, Ot	0	0	0	0	0	2	0	2	0	2
47.0201	Heating, Air Conditioning, Ventilation and Refrigeration Mai	0	9	1	0	2	85	8	103	4	107

**TABLE 29: AWARDS CONFERRED BY PROGRAM, ETHNICITY, AND GENDER, 2005-06**

CIP Code	Program Name	Ethnicity							Men	Women	Total
		Non-Resident Alien	Black, Non-Hispanic	Asian	Am. Indian	Hispanic	White, Non-Hispanic	Unknown			
47.0303	Industrial Mechanics and Maintenance Technology	0	12	0	1	3	58	34	98	10	108
47.0603	Autobody/Collision and Repair Technology/Technician	1	3	1	0	0	36	1	38	4	42
47.0604	Automobile/Automotive Mechanics Technology/Technician	6	30	19	0	13	392	26	414	72	486
47.0607	Airframe Mechanics and Aircraft Maintenance Technology/Tec	1	0	0	0	0	6	0	7	0	7
47.0608	Aircraft Powerplant Technology/Technician	0	0	0	0	0	3	0	3	0	3
47.0609	Avionics Maintenance Technology/Technician	0	1	0	0	0	2	1	4	0	4
47.0699	Vehicle Maintenance and Repair Technologies, Other	0	2	0	0	0	7	0	9	0	9
47.9999	Mechanic and Repair Technologies/Technicians, Other	0	1	0	0	0	19	26	43	3	46
48.0501	Machine Tool Technology/Machinist	0	2	0	0	2	23	8	28	7	35
48.0503	Machine Shop Technology/Assistant	0	0	0	1	1	10	1	13	0	13
48.0507	Tool and Die Technology/Technician	0	0	1	0	0	19	9	17	12	29
48.0508	Welding Technology/Welder	1	1	1	2	3	60	8	71	5	76
48.0599	Precision Metal Working, Other	1	0	0	0	0	4	0	5	0	5
48.0703	Cabinetmaking and Millwork/Millwright	0	0	0	0	0	17	5	20	2	22
48.9999	Precision Production, Other	0	1	0	0	0	49	8	53	5	58
49.0102	Airline/Commercial/Professional Pilot and Flight Crew	1	0	0	1	0	17	1	20	0	20
49.0104	Aviation/Airway Management and Operations	0	0	0	0	0	2	0	0	2	2
49.0202	Construction/Heavy Equipment/Earthmoving Equipment Operat	0	0	0	1	0	19	3	21	2	23
49.0205	Truck and Bus Driver/Commercial Vehicle Operation	1	8	1	3	4	83	18	108	10	118
49.0309	Marine Science/Merchant Marine Officer	0	0	0	0	0	16	0	15	1	16
50.0101	Visual and Performing Arts, General	0	0	0	0	0	18	0	4	14	18
50.0402	Commercial and Advertising Art	2	12	3	1	3	97	9	56	71	127
50.0404	Industrial Design	0	0	0	0	0	4	0	1	3	4
50.0408	Interior Design	2	0	0	0	0	63	5	7	63	70
50.0409	Graphic Design (NEW)	7	6	2	1	2	86	9	46	67	113
50.0410	Illustration (NEW)	0	0	0	0	0	8	1	4	5	9
50.0501	Drama and Dramatics/Theatre Arts, General	0	1	0	0	1	7	0	5	4	9
50.0602	Cinematography and Film/Video Production	0	0	0	0	0	4	0	3	1	4
50.0605	Photography	5	0	0	1	3	63	11	31	52	83
50.0701	Art/Art Studies, General	1	1	1	0	0	29	1	11	22	33
50.0702	Fine/Studio Arts, General	0	0	0	0	0	11	1	5	7	12
50.0703	Art History, Criticism and Conservation	0	0	0	0	0	1	0	0	1	1
50.0711	Ceramic Arts and Ceramics	0	0	0	0	0	1	0	0	1	1
50.0901	Music, General	0	0	0	0	0	10	1	5	6	11
50.0903	Music Performance, General	0	1	0	0	0	5	2	7	1	8
50.0907	Piano and Organ	0	0	0	0	0	1	0	0	1	1
50.0908	Voice and Opera	0	92	0	0	0	1	0	0	1	1

**TABLE 29: AWARDS CONFERRED BY PROGRAM, ETHNICITY, AND GENDER, 2005-06**

CIP Code	Program Name	Non-Resident Alien	Black, Non-Hispanic	Asian	Am. Indian	Hispanic	White, Non-Hispanic	Unknown	Men	Women	Total
50.0909	Music Management and Merchandising	0	0	0	0	0	1	0	1	0	1
50.0999	Music, Other	0	7	1	0	0	17	0	19	6	25
51.0000	Health Services/Allied Health/Health Sciences, General (NEW)	5	7	9	0	2	50	8	21	60	81
51.0601	Dental Assisting/Assistant	0	11	2	3	5	127	4	5	147	152
51.0602	Dental Hygiene/Hygienist	2	10	4	7	5	135	10	4	169	173
51.0603	Dental Laboratory Technology/Technician	1	3	0	1	0	3	0	2	6	8
51.0701	Health/Health Care Administration/Management	0	4	0	0	0	1	3	1	7	8
51.0703	Health Unit Coordinator/Ward Clerk	1	7	0	1	6	50	3	3	65	68
51.0705	Medical Office Management/Administration	1	1	1	0	1	18	0	0	22	22
51.0707	Health Information/Medical Records Technology/Technician	2	3	0	0	3	35	2	2	43	45
51.0708	Medical Transcription/Transcriptionist	0	3	0	3	4	73	3	1	85	86
51.0710	Medical Office Assistant/Specialist (NEW)	0	1	0	1	0	11	0	0	13	13
51.0711	Medical/Health Management and Clinical Assistant/Specialist	0	0	0	0	0	4	1	0	5	5
51.0712	Medical Reception/Receptionist (NEW)	0	3	1	0	0	45	1	1	49	50
51.0713	Medical Insurance Coding Specialist/Coder (NEW)	0	2	2	0	0	78	3	1	84	85
51.0714	Medical Insurance Specialist/Medical Biller (NEW)	0	7	4	3	2	53	3	5	67	72
51.0716	Medical Administrative/Executive Assistant and Medical Secre	0	8	3	1	1	65	7	4	81	85
51.0799	Health and Medical Administrative Services, Other	1	6	1	0	3	15	1	7	20	27
51.0801	Medical/Clinical Assistant	2	6	6	0	3	123	5	6	139	145
51.0802	Clinical/Medical Laboratory Assistant	0	0	0	0	0	12	0	0	12	12
51.0803	Occupational Therapist Assistant	0	7	2	1	0	38	6	3	51	54
51.0805	Pharmacy Technician/Assistant	2	10	2	1	1	58	5	16	63	79
51.0806	Physical Therapist Assistant	0	6	2	0	1	74	12	16	79	95
51.0808	Veterinary/Animal Health Technology/Technician and Veterina	1	6	0	0	1	62	3	3	70	73
51.0810	Emergency Care Attendant (EMT Ambulance) (NEW)	0	0	0	0	1	3	0	1	3	4
51.0902	Electrocardiograph Technology/Technician	0	0	0	0	0	1	0	0	1	1
51.0904	Emergency Medical Technology/Technician (EMT Paramedic)	1	9	3	1	4	169	14	122	79	201
51.0907	Medical Radiologic Technology/Science ? Radiation Therapist	3	5	1	0	0	106	7	30	92	122
51.0908	Respiratory Care Therapy/Therapist	1	15	2	0	3	109	8	21	117	138
51.0909	Surgical Technology/Technologist	5	21	0	2	4	98	19	23	126	149
51.0910	Diagnostic Medical Sonography/Sonographer and Ultrasound	3	3	1	1	3	88	5	12	92	104
51.0911	Radiologic Technology/Science ? Radiographer (NEW)	0	3	2	0	1	54	4	15	49	64
51.0912	Physician Assistant	0	1	0	0	0	0	0	0	1	1
51.1004	Clinical/Medical Laboratory Technician	0	1	0	0	0	8	2	1	10	11
51.1005	Clinical Laboratory Science/Medical Technology/Technologist	0	0	1	0	0	2	0	1	2	3
51.1008	Histologic Technician (NEW)	0	0	1	0	0	5	0	1	5	6
51.1009	Phlebotomy/Phlebotomist (NEW)	4	9	8	4	20	220	48	36	292	328

**TABLE 29: AWARDS CONFERRED BY PROGRAM, ETHNICITY, AND GENDER, 2005-06**

CIP Code	Program Name	Ethnicity							Men	Women	Total
		Non-Resident Alien	Black, Non-Hispanic	Asian	Am. Indian	Hispanic	White, Non-Hispanic	Unknown			
51.1101	Pre-Dentistry Studies	0	0	0	0	0	4	1	1	4	5
51.1102	Pre-Medicine/Pre-Medical Studies	0	0	0	1	2	10	1	3	11	14
51.1103	Pre-Pharmacy Studies	0	0	1	1	0	7	0	4	5	9
51.1104	Pre-Veterinary Studies	0	0	0	0	0	3	0	0	3	3
51.1105	Pre-Nursing Studies (NEW)	0	0	0	0	0	8	0	0	8	8
51.1199	Health/Medical Preparatory Programs, Other	0	0	0	0	0	1	0	1	0	1
51.1201	Medicine (MD)	0	0	0	0	0	5	0	0	5	5
51.1501	Substance Abuse/Addiction Counseling	0	8	0	0	0	0	1	0	9	9
51.1502	Psychiatric/Mental Health Services Technician	0	4	0	0	2	0	0	3	3	6
51.1504	Community Health Services/Liaison/Counseling	5	20	0	0	2	43	3	11	62	73
51.1601	Nursing - Registered Nurse Training (RN, ASN, BSN, MSN)	32	161	32	12	39	1659	97	205	1827	2032
51.1605	Family Practice Nurse/Nurse Practitioner	0	0	0	0	0	2	0	0	2	2
51.1613	Licensed Practical /Vocational Nurse Training (LPN, LVN, Cer	17	51	14	12	19	978	39	126	1004	1130
51.1614	Nurse/Nursing Assistant/Aide and Patient Care Assistant	20	108	16	4	12	201	32	46	347	393
51.1699	Nursing, Other	0	1	0	0	0	0	0	0	1	1
51.1802	Optometric Technician/Assistant	0	1	0	0	0	1	0	0	2	2
51.2306	Occupational Therapy/Therapist	0	0	0	0	0	3	0	3	0	3
51.2308	Physical Therapy/Therapist	0	0	1	0	1	9	0	4	7	11
51.2309	Therapeutic Recreation/Recreational Therapy	0	0	0	0	0	3	0	1	2	3
51.3103	Dietetic Technician (DTR) (NEW)	0	3	0	0	0	0	0	0	3	3
51.3199	Dietetics and Clinical Nutrition Services, Other (NEW)	0	1	0	0	0	1	0	0	2	2
51.3501	Massage Therapy/Therapeutic Massage	2	4	1	0	3	55	3	4	64	68
51.9999	Health Professions and Related Clinical Sciences, Other	0	0	0	0	0	3	0	0	3	3
52.0101	Business/Commerce, General	5	40	8	5	13	387	36	183	311	494
52.0201	Business Administration and Management, General	61	117	19	6	24	908	52	450	737	1187
52.0203	Logistics and Materials Management	0	1	0	0	0	0	0	1	0	1
52.0204	Office Management and Supervision	3	12	3	1	1	76	4	38	62	100
52.0205	Operations Management and Supervision	0	0	0	0	0	2	0	0	2	2
52.0207	Customer Service Management (NEW)	0	1	0	0	0	0	0	1	0	1
52.0208	E-Commerce/Electronic Commerce (NEW)	0	0	0	0	1	7	0	5	3	8
52.0299	Business/Managerial Operations, Other	0	0	0	0	0	4	0	1	3	4
52.0301	Accounting	8	2	10	0	2	52	4	22	56	78
52.0302	Accounting Technology/Technician and Bookkeeping	12	37	10	4	5	245	10	56	267	323
52.0304	Accounting and Finance (NEW)	0	0	0	0	0	12	0	0	12	12
52.0399	Accounting and Related Services, Other	0	7	0	0	0	10	4	6	15	21
52.0401	Administrative Assistant and Secretarial Science, General	2	21	5	2	5	139	1	7	168	175
52.0402	Executive Assistant/Executive Secretary	0	94	3	0	2	55	6	3	63	66

**TABLE 29: AWARDS CONFERRED BY PROGRAM, ETHNICITY, AND GENDER, 2005-06**

CIP Code	Program Name	Ethnicity							Men	Women	Total
		Non-Resident Alien	Black, Non-Hispanic	Asian	Am. Indian	Hispanic	White, Non-Hispanic	Unknown			
52.0406	Receptionist	0	0	0	0	0	4	0	4	4	
52.0407	Business/Office Automation/Technology/Data Entry	1	3	1	0	0	28	2	3	32	
52.0408	General Office Occupations and Clerical Services	0	0	0	0	1	25	2	1	27	
52.0411	Customer Service Support/Call Center/Teleservice Operation (	1	1	0	0	0	11	0	8	5	
52.0499	Business Operations Support and Secretarial Services, Other	0	0	0	0	0	6	0	0	6	
52.0701	Entrepreneurship/Entrepreneurial Studies	1	1	0	1	1	18	1	9	14	
52.0703	Small Business Administration/Management (NEW)	0	2	0	3	0	37	2	15	29	
52.0799	Entrepreneurial and Small Business Operations, Other	0	0	0	0	0	1	0	1	0	
52.0803	Banking and Financial Support Services	0	0	0	0	0	5	0	0	5	
52.0901	Hospitality Administration/Management, General	0	8	1	0	1	7	0	5	12	
52.0903	Tourism and Travel Services Management	0	0	0	0	0	2	0	0	2	
52.0904	Hotel/Motel Administration/Management (NEW)	0	1	0	0	0	4	0	0	5	
52.0905	Restaurant/Food Services Management (NEW)	0	1	0	0	0	2	1	2	2	
52.1001	Human Resources Management/Personnel Administration, Ge	2	7	2	2	0	15	0	11	17	
52.1002	Labor and Industrial Relations	0	1	0	2	1	3	0	3	4	
52.1101	International Business/Trade/Commerce	3	2	0	0	1	1	1	3	5	
52.1201	Management Information Systems, General	1	1	0	0	0	21	0	17	6	
52.1206	Information Resources Management/CIO Training (NEW)	0	0	0	0	1	1	1	0	3	
52.1299	Management Information Systems and Services, Other	0	3	0	0	0	0	0	1	2	
52.1401	Marketing/Marketing Management, General	1	7	1	0	0	76	2	30	57	
52.1501	Real Estate	0	1	0	0	0	3	0	0	4	
52.1801	Sales, Distribution and Marketing Operations, General	1	0	0	1	0	27	1	4	26	
52.1802	Merchandising and Buying Operations	0	1	0	0	0	2	0	0	3	
52.1803	Retailing and Retail Operations	0	0	0	0	0	7	0	4	3	
52.1804	Selling Skills and Sales Operations	4	6	1	0	0	19	3	13	20	
52.1899	General Merchandising, Sales and Related Marketing Operatic	0	0	0	0	0	3	0	2	1	
52.1902	Fashion Merchandising	0	0	2	0	0	5	0	1	6	
52.2001	Construction Management (NEW)	0	0	0	0	0	1	0	1	0	
52.9999	Business, Management, Marketing, and Related Support Serv	0	0	0	0	0	17	0	2	15	
54.0101	History, General	0	0	0	0	0	10	0	6	4	
<b>TOTAL</b>		<b>508</b>	<b>2,493</b>	<b>428</b>	<b>222</b>	<b>567</b>	<b>19,206</b>	<b>1,832</b>	<b>8,877</b>	<b>16,379</b>	<b>25,256</b>

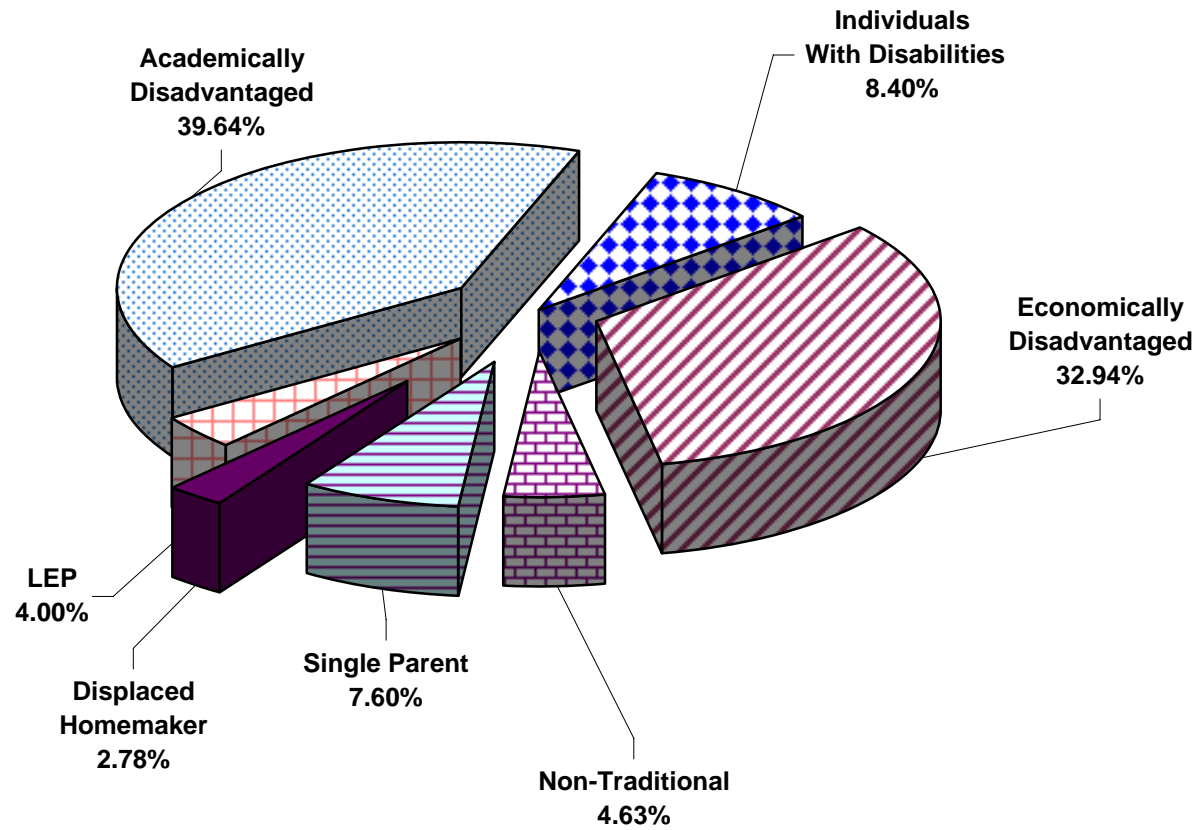
**TABLE 30: TOP TWENTY PROGRAMS IN WHICH THE GREATEST NUMBER OF AWARDS WERE CONFERRED, 2005-06**

Sixty-six percent (66%) of the awards conferred were in the following programs:

CIP Code	Program Name	Non-Resident Alien	Black, Non-Hispanic	Asian	Am. Indian	Hispanic	White, Non-Hispanic	Unknown	Men	Women	Total
24.0101	Liberal Arts and Sciences/Liberal Studies	96	637	68	45	106	3,378	300	1,517	3,113	4,630
24.0102	General Studies	50	295	52	26	53	2,038	390	1,038	1,866	2,904
<b>51.1601</b>	<b>Nursing - Registered Nurse Training (RN, ASN, BSN, MSN)</b>	<b>32</b>	<b>161</b>	<b>32</b>	<b>12</b>	<b>39</b>	<b>1,659</b>	<b>97</b>	<b>205</b>	<b>1,827</b>	<b>2,032</b>
52.0201	Business Administration and Management, General	61	117	19	6	24	908	52	450	737	1,187
51.1613	Licensed Practical /Vocational Nurse Training (LPN, LVN, C)	17	51	14	12	19	978	39	126	1,004	1,130
<b>43.0107</b>	<b>Criminal Justice/Police Science</b>	<b>1</b>	<b>53</b>	<b>5</b>	<b>4</b>	<b>19</b>	<b>461</b>	<b>24</b>	<b>366</b>	<b>201</b>	<b>567</b>
52.0101	Business/Commerce, General	5	40	8	5	13	387	36	183	311	494
47.0604	Automobile/Automotive Mechanics Technology/Technician	6	30	19	0	13	392	26	414	72	486
51.1614	Nurse/Nursing Assistant/Aide and Patient Care Assistant	20	108	16	4	12	201	32	46	347	393
13.0101	Education, General	0	25	4	5	9	328	14	136	249	385
51.1009	Phlebotomy/Phlebotomist (NEW)	4	24	8	4	20	220	48	36	292	328
52.0302	Accounting Technology/Technician and Bookkeeping	12	37	10	4	5	245	10	56	267	323
<b>13.1202</b>	<b>Elementary Education and Teaching</b>	<b>2</b>	<b>53</b>	<b>2</b>	<b>6</b>	<b>10</b>	<b>227</b>	<b>12</b>	<b>47</b>	<b>265</b>	<b>312</b>
<b>43.0103</b>	<b>Criminal Justice/Law Enforcement Administration</b>	<b>0</b>	<b>9</b>	<b>3</b>	<b>1</b>	<b>4</b>	<b>193</b>	<b>13</b>	<b>147</b>	<b>76</b>	<b>223</b>
<b>11.0201</b>	<b>Computer Programming/Programmer, General</b>	<b>15</b>	<b>27</b>	<b>5</b>	<b>0</b>	<b>4</b>	<b>149</b>	<b>21</b>	<b>123</b>	<b>98</b>	<b>221</b>
19.0708	Child Care and Support Services Management (NEW)	1	29	4	1	0	176	10	3	218	221
15.0699	Industrial Production Technologies/Technicians, Other	3	33	3	3	2	155	19	118	100	218
12.0503	Culinary Arts/Chef Training	4	24	5	0	4	162	15	102	112	214
19.0709	Child Care Provider/Assistant	4	24	0	0	6	153	15	3	199	202
51.0904	Emergency Medical Technology/Technician (EMT Paramed)	1	9	3	1	4	169	14	122	79	201
<b>TOTAL</b>		<b>334</b>	<b>1,786</b>	<b>280</b>	<b>139</b>	<b>366</b>	<b>12,579</b>	<b>1,187</b>	<b>5,238</b>	<b>11,433</b>	<b>16,671</b>

\*Critical Occupations in Michigan

## Awards Conferred by Special Populations, 2005-06







**TABLE 31: AWARDS CONFERRED BY SPECIAL POPULATION AND COMMUNITY COLLEGE  
2005-06**

COMMUNITY COLLEGE	Individ. With Disabilities		Econ. Disadvantaged		Non-Traditional		Single Parent		Displaced Homemaker		LEP		Acad. Disadvantaged	
	Men	Wom	Men	Wom	Men	Wom	Men	Wom	Men	Wom	Men	Wom	Men	Wom
Alpena	0	3	31	37	10	9	2	15	0	0	0	0	39	58
Bay De Noc	3	6	12	38	4	4	0	7	0	4	0	0	23	50
Mott	10	5	14	42	1	4	5	17	1	2	1	4	17	46
Delta College	6	3	49	163	19	33	0	0	0	0	0	0	81	135
Glen Oaks	0	0	1	15	4	2	0	20	0	5	0	0	4	19
Gogebic	4	5	16	21	23	6	1	4	0	0	0	0	13	17
Grand Rapids	29	27	12	19	2	2	0	12	0	1	1	2	10	17
Henry Ford	18	14	111	330	2	4	0	37	0	9	1	2	81	277
Jackson	0	3	2	4	2	0	0	3	0	2	0	0	0	0
Kalamazoo Valley	25	17	34	98	20	24	1	10	1	10	0	0	99	195
Kellogg	5	2	2	37	1	6	0	27	0	4	0	0	5	44
Kirtland	9	2	5	41	3	1	0	11	0	16	0	1	0	6
Lake Michigan	6	7	17	52	3	0	0	0	0	6	0	1	4	12
Lansing	0	0	1	10	2	0	0	0	0	2	0	0	21	99
Macomb	6	3	24	49	7	3	3	17	0	4	29	44	83	86
Mid Michigan	2	2	22	5	2	14	5	0	0	0	0	0	0	0
Monroe County	0	0	0	0	0	0	0	0	0	0	0	0	0	0
Montcalm	1	2	4	12	0	0	0	12	0	8	0	0	4	9
Muskegon	2	1	4	16	6	1	0	17	0	1	0	0	4	21
North Central Michigan	10	2	2	20	2	2	0	12	0	4	0	0	0	12
Northwestern Michigan	1	2	11	38	3	2	0	13	0	0	0	3	12	21
Oakland	58	39	8	38	2	1	3	14	1	3	31	66	77	181
Schoolcraft	5	4	5	30	5	4	0	1	0	0	0	0	14	63
St. Clair County	20	6	40	140	5	3	1	25	0	60	1	2	79	135
Southwestern Michigan	1	1	1	2	0	0	0	0	0	0	0	0	2	4
Washtenaw	35	50	52	113	8	0	5	133	0	16	16	23	24	43
Wayne County	5	7	31	2	0	3								
West Shore	6	3	3	8	1	1	0	4	0	0	0	2	8	25
<b>TOTAL</b>	<b>267</b>	<b>216</b>	<b>514</b>	<b>1,380</b>	<b>137</b>	<b>129</b>	<b>26</b>	<b>411</b>	<b>3</b>	<b>157</b>	<b>80</b>	<b>150</b>	<b>704</b>	<b>1,575</b>
	<b>483</b>		<b>1,894</b>		<b>266</b>		<b>437</b>		<b>160</b>		<b>230</b>		<b>2,279</b>	

**TABLE 32: AWARDS CONFERRED BY SPECIAL POPULATIONS AND PROGRAM, 2005-06**

CIP Code	Program Name	Individ. With Dsiabilities		Econ. Disadvantaged		Non-Traditional		Single Parent		Displaced Homemaker		LEP		Acad. Disadvantaged	
		Men	Wom	Men	Wom	Men	Wom	Men	Wom	Men	Wom	Men	Wom	Men	Wom
01.0000	Agriculture, General	0	0	0	0	1	0	0	0	0	0	0	0	1	0
01.0605	Landscaping and Groundskeeping	0	1	0	0	0	0	0	0	0	0	0	0	0	0
04.0901	Architectural Technology/Technician (NEW)	1	2	3	0	0	1	0	0	0	0	0	0	5	2
04.9999	Architecture and Related Services, Other	0	0	0	0	0	0	0	0	0	1	0	0	0	0
09.0101	Communication Studies/Speech Communication and Rhetor	0	0	0	1	0	0	0	0	0	0	0	0	0	0
09.0102	Mass Communication/ Media Studies	0	0	1	1	0	0	0	0	0	0	0	0	0	0
09.0401	Journalism	0	0	0	0	0	1	0	0	0	0	0	0	1	0
09.0701	Radio and Television	0	0	1	0	0	0	0	0	0	0	0	0	2	0
09.0702	Digital Communication and Media/Multimedia (NEW)	0	2	0	0	0	0	0	0	0	0	0	0	0	0
10.0105	Communications Technology/Technician (NEW)	0	1	0	0	0	0	0	0	0	0	0	0	1	0
10.0201	Photographic and Film/ Video Technology/Technician and A	2	2	2	0	0	0	0	1	0	0	0	0	0	0
10.0202	Radio and Television Broadcasting Technology/Technician	1	0	0	1	0	1	0	0	0	0	0	0	0	1
10.0203	Recording Arts Technology/Technician (NEW)	0	1	2	0	0	0	0	0	0	0	0	0	0	0
10.0303	Prepress/Desktop Publishing and Digital Imaging Design	0	1	1	0	0	0	0	0	0	0	0	0	0	0
10.0304	Animation, Interactive Technology, Video Graphics and Spe	0	1	3	1	0	4	0	0	0	0	0	0	3	3
10.0305	Graphic and Printing Equipment Operator, General Productic	1	0	0	0	0	1	0	0	0	0	0	0	0	1
11.0101	Computer and Information Sciences, General	1	0	1	0	0	0	0	0	0	0	1	0	0	0
11.0103	Information Technology (NEW)	0	1	2	3	0	0	1	1	0	1	0	4	4	5
11.0199	Computer Science, Other (NEW)	0	0	0	0	0	0	0	0	0	0	0	0	0	1
11.0201	Computer Programming/Programmer, General	3	1	13	11	0	0	0	4	0	2	2	8	8	8
11.0202	Computer Programming, Specific Applications (NEW)	1	1	3	0	0	1	0	0	0	1	0	0	5	1
11.0301	Data Processing and Data Processing Technology/Technicia	0	0	0	0	0	0	0	0	0	0	0	0	1	1
11.0501	Computer Systems Analysis/Analyst	0	0	0	0	0	0	0	0	0	0	0	2	1	2
11.0601	Data Entry/Microcomputer Applications, General (NEW)	1	1	1	4	0	0	0	3	0	2	0	0	0	2
11.0602	Word Processing (NEW)	0	0	0	2	0	0	0	2	0	0	0	0	0	2
11.0801	Web Page, Digital/Multimedia and Information Resources De	1	3	1	3	1	0	0	2	0	0	0	0	1	1
11.0803	Computer Graphics (NEW)	3	1	3	3	0	0	0	0	0	3	0	0	5	11
11.0899	Computer Software and Media Applications, Other (NEW)	2	0	1	5	0	0	0	1	0	0	0	0	0	8
11.0901	Computer Systems Networking and Telecommunications (N	1	3	6	1	0	0	0	1	0	0	0	0	3	1
11.1001	System Administration/Administrator (NEW)	0	1	0	1	0	0	0	1	0	0	0	0	1	2
11.1002	System, Networking, and LAN/WAN Management/Manager	0	0	0	1	1	0	0	0	0	0	0	0	1	1
11.1003	Computer and Information Systems Security (NEW)	0	0	0	0	0	0	0	1	0	0	0	0	0	0
11.1099	Computer/Information Technology Services Administration a	0	0	0	0	0	0	0	1	0	0	0	0	0	0
11.9999	Computer and Information Sciences and Support Services, C	0	1	3	1	0	0	2	0	0	0	0	0	3	1
12.0401	Cosmetology/Cosmetologist, General	2	0	1	10	1	0	0	3	0	2	0	1	1	6
12.0412	Salon/Beauty Salon Management/Manager (NEW)	0	0	0	2	0	0	0	0	0	0	0	0	0	3
12.0501	Baking and Pastry Arts/Baker/Pastry Chef	0	0	0	1	0	0	0	1	0	0	0	1	1	5
12.0503	Culinary Arts/Chef Training	3	1	8	15	0	0	0	4	0	2	0	2	13	14

**TABLE 32: AWARDS CONFERRED BY SPECIAL POPULATIONS AND PROGRAM, 2005-06**

CIP Code	Program Name	Individ. With Dsiabilities		Econ. Disadvantaged		Non-Traditional		Single Parent		Displaced Homemaker		LEP		Acad. Disadvantaged	
		Men	Wom	Men	Wom	Men	Wom	Men	Wom	Men	Wom	Men	Wom	Men	Wom
12.0504	Restaurant, Culinary, and Catering Management/Manager	1	1	1	1	0	0	0	1	0	0	0	0	2	1
12.0508	Institutional Food Workers (NEW)	0	0	1	1	0	0	0	0	0	0	0	0	0	0
13.0101	Education, General	1	0	1	14	0	0	0	4	0	4	0	0	0	5
13.1001	Special Education and Teaching, General	0	0	1	2	0	0	0	0	0	0	0	0	0	1
13.1202	Elementary Education and Teaching	6	2	4	38	0	0	0	0	0	1	0	0	6	29
13.1205	Secondary Education and Teaching	0	1	3	8	0	0	0	0	0	0	0	0	1	4
13.1209	Kindergarten/PreSchool Education and Teaching (NEW)	0	0	0	0	0	0	0	0	0	0	0	0	0	1
13.1210	Early Childhood Education and Teaching (NEW)	5	0	1	14	0	1	0	2	0	0	0	0	0	12
13.1309	Technology Teacher Education/Industrial Arts Teacher Educ	0	1	1	0	0	0	0	0	0	0	0	0	2	0
13.1314	Physical Education Teaching and Coaching	0	1	0	0	0	0	0	0	0	0	0	0	0	0
13.1501	Teacher Assistant/Aide	1	1	0	1	0	1	0	1	0	0	0	0	1	2
14.0101	Engineering, General	0	1	2	1	0	0	0	0	0	0	1	0	5	2
15.0101	Architectural Engineering Technology/Technician	0	0	0	0	0	0	0	0	0	0	0	1	1	0
15.0201	Civil Engineering Technology/Technician	0	1	9	0	0	1	0	0	0	0	0	0	11	0
15.0303	Electrical, Electronic and Communications Engineering Tect	0	9	13	4	0	5	1	0	1	0	3	0	17	4
15.0399	Electrical and Electronic Engineering Technologies/Technici	1	0	0	1	0	0	0	0	0	0	2	0	2	1
15.0401	Biomedical Technology/Technician	0	0	1	0	0	1	0	0	0	0	0	0	8	1
15.0405	Robotics Technology/Technician	2	5	0	1	0	0	0	0	0	0	0	0	1	0
15.0501	Heating, Air Conditioning and Refrigeration Technology/Tect	0	2	5	2	1	1	0	0	1	0	2	4	18	3
15.0503	Energy Management and Systems Technology/Technician	0	0	1	0	0	2	0	0	0	0	0	0	2	0
15.0506	Water Quality and Wastewater Treatment Management and	0	1	2	0	0	1	0	0	0	0	0	0	7	1
15.0507	Environmental Engineering Technology/Environmental Tech	0	0	1	0	0	2	0	0	0	0	0	0	2	1
15.0613	Manufacturing Technology/Technician (NEW)	0	3	7	1	0	0	0	0	0	2	0	8	1	
15.0699	Industrial Production Technologies/Technicians, Other	3	8	8	14	0	0	0	18	0	3	2	2	6	4
15.0702	Quality Control Technology/Technician	0	0	0	0	0	2	0	0	0	2	0	0	0	0
15.0803	Automotive Engineering Technology/Technician	0	1	2	0	0	0	0	0	0	0	1	0	3	0
15.0805	Mechanical Engineering/Mechanical Technology/Technician	0	0	2	1	0	1	0	0	0	0	0	0	4	1
15.0899	Mechanical Engineering Related Technologies/Technicians,	0	0	0	0	0	1	0	1	0	0	0	0	0	1
15.1001	Construction Engineering Technology/Technician	0	0	1	0	0	0	0	0	0	0	0	0	6	0
15.1202	Computer Technology/Computer Systems Technology (NEV	2	2	1	2	0	1	0	1	0	1	0	0	1	1
15.1203	Computer Hardware Technology/Technician (NEW)	0	1	0	0	0	0	0	0	0	0	0	0	1	0
15.1301	Drafting and Design Technology/Technician, General	1	3	2	1	0	1	0	0	0	0	0	1	2	3
15.1302	CAD/CADD Drafting and/or Design Technology/Technician	1	3	9	1	0	5	1	0	0	0	0	1	11	3
15.1306	Mechanical Drafting and Mechanical Drafting CAD/CADD	0	7	4	2	0	1	0	1	0	0	7	2	12	3
16.1603	Sign Language Interpretation and Translation	1	1	0	2	0	0	0	0	0	0	0	0	0	2
19.0702	Adult Development and Aging (NEW)	1	0	0	3	0	0	0	0	0	0	0	2	0	2
19.0706	Child Development	2	0	0	15	0	0	0	2	0	5	0	0	1	16
19.0708	Child Care and Support Services Management (NEW)	5	0	0	8	1	0	0	7	0	2	0	1	1	16

**TABLE 32: AWARDS CONFERRED BY SPECIAL POPULATIONS AND PROGRAM, 2005-06**

CIP Code	Program Name	Individ. With Dsiabilities		Econ. Disadvantaged		Non-Traditional		Single Parent		Displaced Homemaker		LEP		Acad. Disadvantaged	
		Men	Wom	Men	Wom	Men	Wom	Men	Wom	Men	Wom	Men	Wom	Men	Wom
19.0709	Child Care Provider/Assistant	12	1	0	17	0	0	0	11	0	1	0	3	0	29
19.0799	Human Development, Family Studies, and Related Services,	0	0	0	0	0	0	0	1	0	0	0	0	0	1
22.0301	Legal Administrative Assistant/Secretary	1	0	1	4	0	2	0	1	0	1	0	0	0	1
22.0302	Legal Assistant/Paralegal	5	0	0	6	0	0	0	1	0	1	0	0	1	9
23.1101	Technical and Business Writing	0	0	0	1	0	0	0	1	0	0	0	0	0	1
24.0101	Liberal Arts and Sciences/Liberal Studies	50	33	61	122	4	12	3	13	0	4	11	13	84	202
24.0102	General Studies	35	31	49	111	2	4	6	41	1	5	7	34	75	158
24.0103	Humanities/Humanistic Studies	1	0	0	0	0	0	0	0	0	0	0	0	0	0
24.0199	Liberal Arts and Sciences, General Studies and Humanities,	1	4	6	14	0	1	0	0	0	0	4	3	6	6
26.0101	Biology/Biological Sciences, General	0	0	1	5	1	1	0	0	0	0	0	0	2	3
26.1201	Biotechnology	0	0	1	0	0	0	0	0	0	0	0	0	0	0
27.0101	Mathematics, General	0	0	0	1	0	1	0	0	0	0	0	0	0	0
30.0101	Biological and Physical Sciences	0	0	0	2	0	0	0	1	0	0	0	0	1	1
30.2001	International/Global Studies	1	0	1	1	0	0	0	0	0	0	0	0	2	1
<b>TOTAL</b>		<b>267</b>	<b>216</b>	<b>514</b>	<b>1,380</b>	<b>137</b>	<b>129</b>	<b>26</b>	<b>411</b>	<b>3</b>	<b>157</b>	<b>80</b>	<b>150</b>	<b>704</b>	<b>1,575</b>