



SECTION 6
AWARDS CONFERRED

2004-05




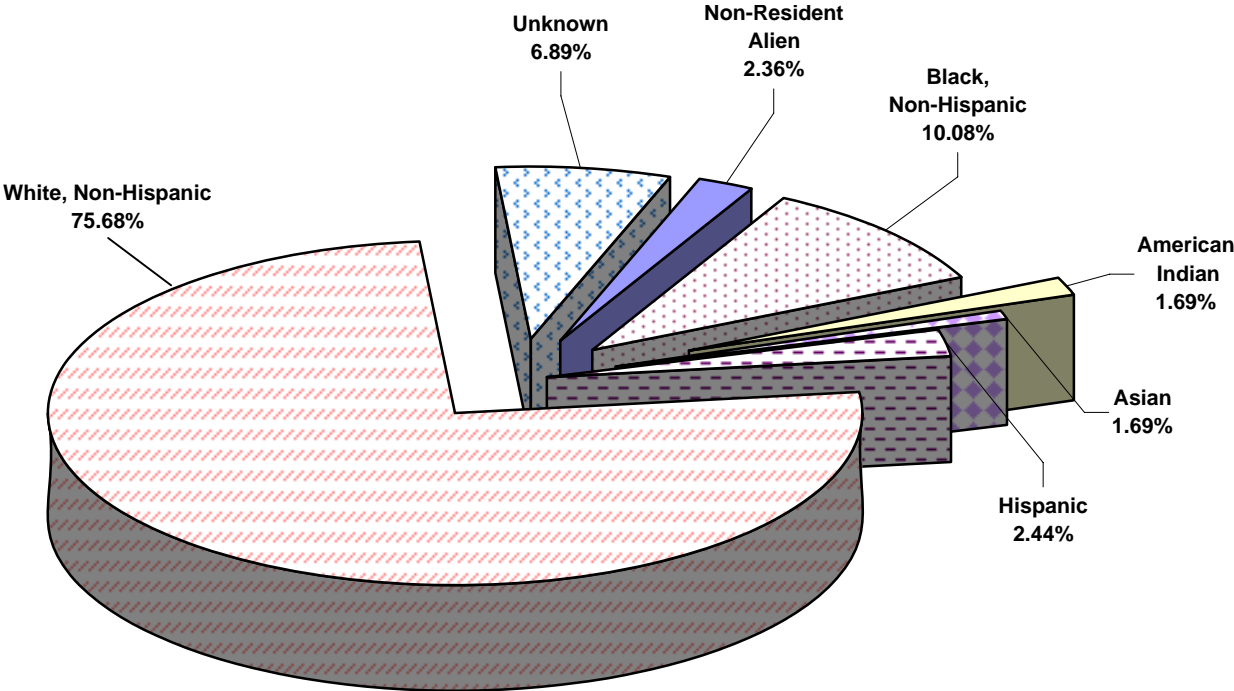


TABLE 26: AWARDS CONFERRED BY LEVEL, 2004-05

Degree Level	Total for Community Colleges			Special Populations Individ.						
	Men	Women	Total Awards	With Disabilities	Economically Disadvantaged	Non-Traditional	Single Parent	Displaced Homemaker	LEP	Academically Disadvantaged
< 1-Year	849	1,252	2,101	48	110	13	31	3	20	202
> 1-Year but < 2-Year	1,160	2,349	3,509	65	461	80	90	29	37	418
2-Year Certificate/Associate	6,026	11,788	17,814	371	1,604	173	263	64	168	1,445
> 2-Year but < 4-Year	121	343	464	9	58	6	2	0	15	56
TOTAL	8,156	15,732	23,888	493	2,233	272	386	96	240	2,121
2003-04	8,114	14,475	22,589	450	2,106	199	308	62	208	1,270

AWARDS CONFERRED BY ETHNICITY, 2004-05



N= 23,888

TABLE 27: AWARDS CONFERRED BY COMMUNITY COLLEGE, 2004-05

	Non-Resident Alien		Black, Non-Hispanic		Asian		American Indian		Hispanic		White Non-Hispanic		Unknown		Total		TOTAL	2003-04
	Men	Wom	Men	Wom	Men	Wom	Men	Wom	Men	Wom	Men	Wom	Men	Wom	Men	Wom		
Alpena	1	1	2	0	0	0	1	1	1	1	124	190	1	1	130	194	324	378
Bay De Noc	0	1	0	0	3	10	0	1	0	3	143	320	3	0	149	335	484	389
Mott	0	0	20	91	5	6	6	3	2	25	209	425	33	58	275	608	883	868
Delta College	2	4	27	91	2	12	4	13	15	48	446	898	25	29	521	1,095	1,616	1,442
Glen Oaks	2	1	1	2	2	0	0	0	0	4	73	163	1	2	79	172	251	249
Gogebic	0	0	0	1	2	2	0	0	0	1	71	118	0	0	73	122	195	187
Grand Rapids	5	8	44	73	5	4	13	15	25	22	466	678	14	16	572	816	1,388	1,301
Henry Ford	1	2	44	168	3	1	16	28	27	26	331	488	123	89	545	802	1,347	1,175
Jackson	0	0	4	20	0	4	3	4	3	14	175	407	4	7	189	456	645	571
Kalamazoo Valley	0	0	26	44	1	6	7	6	9	13	438	467	25	14	506	550	1,056	952
Kellogg	1	4	12	43	1	2	3	3	4	11	188	508	31	74	240	645	885	841
Kirtland	0	0	0	0	1	2	0	0	4	0	79	205	1	0	85	207	292	286
Lake Michigan	5	6	23	46	0	2	0	2	2	6	83	140	0	3	113	205	318	344
Lansing	21	48	36	120	8	13	15	43	37	61	614	1,247	50	95	781	1,627	2,408	2,217
Macomb	19	25	36	68	7	18	33	44	7	22	886	1,162	57	417	1,045	1,756	2,801	2,725
Mid Michigan	1	0	1	1	0	1	0	1	1	2	44	167	1	0	48	172	220	235
Monroe County	0	2	1	3	0	3	1	1	1	5	150	282	8	25	161	321	482	432
Montcalm	0	0	0	0	1	3	0	1	1	1	34	143	0	6	36	154	190	201
Muskegon	0	0	6	28	5	3	1	2	5	8	144	293	6	5	167	339	506	420
North Central Michigan	0	0	0	0	7	5	0	3	0	2	48	161	2	5	57	176	233	181
Northwestern Michigan	1	2	0	2	0	4	2	3	2	0	155	266	1	9	161	286	447	425
Oakland	70	174	31	227	1	11	11	33	19	29	430	890	71	71	633	1,435	2,068	2,015
Schoolcraft	8	12	22	43	2	3	6	15	7	10	295	589	14	25	354	697	1,051	1,127
St. Clair County	5	10	5	5	1	0	0	2	6	7	208	388	4	6	229	418	647	643
Southwestern Michigan	3	3	4	16	0	4	2	0	3	4	80	160	2	10	94	197	291	311
Washtenaw	30	56	76	173	6	14	20	22	26	27	427	668	59	70	644	1,030	1,674	1,603
Wayne County	11	19	141	581	0	3	6	6	5	16	39	142	18	45	220	812	1,032	877
West Shore	0	0	1	0	3	0	1	1	1	3	41	93	2	8	49	105	154	194
TOTAL	186	378	563	1,846	66	136	151	253	213	371	6,421	11,658	556	1,090	8,156	15,732	23,888	22,589
2004-05	213	385	556	1,662	72	136	144	221	157	304	6,490	11,089	482	678	8,114	14,475	22,589	

TABLE 28: AWARDS CONFERRED BY PROGRAM, ETHNICITY, AND GENDER, 2004-05

CIP Code	Program Name	Non-Resident Alien	Black, Non-Hispanic	Asian	Am. Indian	Hispanic	White, Non-Hispanic	Unknown	Men	Women	Total
01.0000	Agriculture, General	0	0	0	0	0	4	0	1	3	4
01.0105	Agricultural/Farm Supplies Retailing and Wholesaling	0	0	0	0	0	1	0	0	1	1
01.0304	Crop Production	0	0	0	0	0	1	0	0	1	1
01.0601	Applied Horticulture/Horticultural Operations, General	0	0	0	0	0	3	0	0	3	3
01.0603	Ornamental Horticulture	0	0	0	0	0	8	0	3	5	8
01.0605	Landscaping and Groundskeeping	0	0	2	0	1	15	0	4	14	18
01.0607	Turf and Turfgrass Management	0	0	0	0	0	1	0	1	0	1
03.0101	Natural Resources/Conservation, General	0	0	0	0	0	2	0	1	1	2
03.0104	Environmental Science (NEW)	0	0	0	0	0	2	0	2	0	2
04.0201	Architecture (BArch, BA/BS, MArch, MA/MS, PhD)	0	0	0	0	0	6	0	4	2	6
04.0901	Architectural Technology/Technician (NEW)	0	0	0	0	3	14	0	13	4	17
04.9999	Architecture and Related Services, Other	0	0	0	0	0	4	0	3	1	4
09.0101	Communication Studies/Speech Communication and Rhetoric	0	0	0	0	0	1	2	1	2	3
09.0102	Mass Communication/ Media Studies	0	0	0	0	0	4	1	2	3	5
09.0401	Journalism	0	3	0	0	0	11	0	7	7	14
09.0701	Radio and Television	0	1	0	0	1	13	1	15	1	16
09.0702	Digital Communication and Media/Multimedia (NEW)	2	3	0	0	0	9	1	13	2	15
10.0105	Communications Technology/Technician (NEW)	0	0	0	0	0	4	1	2	3	5
10.0201	Photographic and Film/ Video Technology/Technician and Asst	0	1	0	0	0	33	7	7	34	41
10.0202	Radio and Television Broadcasting Technology/Technician	0	1	1	0	2	17	1	15	7	22
10.0203	Recording Arts Technology/Technician (NEW)	1	0	0	0	0	3	1	4	1	5
10.0303	Prepress/Desktop Publishing and Digital Imaging Design	0	0	1	0	0	2	1	1	3	4
10.0304	Animation, Interactive Technology, Video Graphics and Special Effects	2	1	0	0	0	25	2	18	12	30
10.0305	Graphic and Printing Equipment Operator, General Production	0	0	0	0	0	7	0	3	4	7
10.0306	Platemaker/Imager	0	0	0	0	0	1	0	0	1	1
10.9999	Communications Technologies/Technicians and Support Services	0	1	0	1	0	6	0	3	5	8
11.0101	Computer and Information Sciences, General	0	4	1	0	1	11	2	13	6	19
11.0103	Information Technology (NEW)	9	1	3	0	3	26	3	23	22	45
11.0199	Computer Science, Other (NEW)	0	0	0	1	0	1	0	0	2	2
11.0201	Computer Programming/Programmer, General	19	32	11	2	5	143	24	141	95	236
11.0202	Computer Programming Special Applications (NEW)	3	5	2	0	2	46	1	37	22	59
11.0301	Data Processing and Data Processing Technology/Technician	1	0	0	1	1	35	2	23	17	40
11.0401	Information Science/Studies	0	0	1	0	0	7	0	5	3	8

TABLE 28: AWARDS CONFERRED BY PROGRAM, ETHNICITY, AND GENDER, 2004-05

CIP Code	Program Name	Non-Resident	Black, Non-	Asian	Am. Indian	Hispanic	White, Non-	Unknown	Men	Women	Total
		Alien	Hispanic				Hispanic				
11.0501	Computer Systems Analysis/Analyst	0	3	0	0	0	21	1	16	9	25
11.0601	Data Entry/Microcomputer Applications, General (NEW)	0	6	1	0	0	19	3	8	21	29
11.0602	Word Processing (NEW)	0	0	0	0	0	7	1	0	8	8
11.0701	Computer Science	0	0	0	0	0	1	0	1	0	1
11.0801	Web Page, Digital/Multimedia and Information Resources Des	11	1	2	0	2	49	1	23	43	66
11.0802	Data Modeling/Warehousing and Database Administration (NI	0	0	0	0	0	1	0	1	0	1
11.0803	Computer Graphics (NEW)	1	3	2	0	0	36	1	15	28	43
11.0899	Computer Software and Media Applications, Other (NEW)	0	2	0	0	1	36	2	3	38	41
11.0901	Computer Systems Networking and Telecommunications (NE'	6	8	2	0	3	88	12	98	21	119
11.1001	System Administration/Administrator (NEW)	0	0	0	0	0	8	0	5	3	8
11.1002	System, Networking, and LAN/WAN Management/Manager (†	0	1	1	0	1	36	2	35	6	41
11.1003	Computer and Information Systems Security (NEW)	1	0	0	0	0	2	0	2	1	3
11.1004	Web/Multimedia Management and Webmaster (NEW)	0	0	0	0	0	24	1	11	14	25
11.1099	Computer/Information Technology Services Administration anc	0	0	1	0	0	2	1	2	2	4
11.9999	Computer and Information Sciences and Support Services, Otl	1	3	0	0	0	10	1	6	9	15
12.0301	Funeral Service and Mortuary Science, General	0	0	0	0	0	1	0	0	1	1
12.0401	Cosmetology/Cosmetologist, General	0	0	0	0	0	18	0	0	18	18
12.0412	Salon/Beauty Salon Management/Manager (NEW)	0	9	0	0	0	7	1	0	17	17
12.0413	Cosmetology, Barber/Styling, and Nail Instructor (NEW)	0	0	0	0	0	3	0	0	3	3
12.0501	Baking and Pastry Arts/Baker/Pastry Chef	1	0	1	1	3	46	1	11	42	53
12.0503	Culinary Arts/Chef Training	4	12	1	2	9	176	15	105	114	219
12.0504	Restaurant, Culinary, and Catering Management/Manager	0	0	0	0	1	16	1	12	6	18
12.0505	Food Preparation/Professional Cooking/Kitchen Assistant	2	1	1	1	1	12	2	7	13	20
12.0506	Meat Cutting/Meat Cutter	0	0	0	0	0	1	0	1	0	1
12.0508	Institutional Food Workers (NEW)	2	2	0	1	0	9	2	7	9	16
13.0101	Education, General	0	22	2	9	9	388	10	156	284	440
13.1001	Special Education and Teaching, General	0	1	0	0	0	9	2	2	10	12
13.1201	Adult and Continuing Education and Teaching	0	0	0	0	1	7	1	3	6	9
13.1202	Elementary Education and Teaching	1	58	3	1	6	188	6	34	229	263
13.1205	Secondary Education and Teaching	1	13	0	2	5	57	4	31	51	82
13.1206	Teacher Education, Multiple Levels	0	1	0	0	0	12	0	7	6	13
13.1209	Kindergarten/PreSchool Education and Teaching (NEW)	1	9	2	1	1	64	3	3	78	81
13.1210	Early Childhood Education and Teaching (NEW)	0	3	1	1	1	49	0	1	54	55

TABLE 28: AWARDS CONFERRED BY PROGRAM, ETHNICITY, AND GENDER, 2004-05

CIP Code	Program Name	Non-Resident Alien	Black, Non-Hispanic	Asian	Am. Indian	Hispanic	White, Non-Hispanic	Unknown	Men	Women	Total
13.1302	Art Teacher Education	0	0	0	0	0	2	0	1	1	2
13.1303	Business Teacher Education	0	0	0	0	0	1	0	1	0	1
13.1305	English/Language Arts Teacher Education	0	2	0	0	0	6	0	2	6	8
13.1306	Foreign Language Teacher Education	0	0	0	0	1	0	0	0	1	1
13.1309	Technology Teacher Education/Industrial Arts Teacher Educat	0	0	0	0	0	4	0	3	1	4
13.1311	Mathematics Teacher Education	0	0	1	0	1	2	0	1	3	4
13.1312	Music Teacher Education	0	1	0	0	0	3	0	2	2	4
13.1314	Physical Education Teaching and Coaching	0	2	0	0	0	8	0	9	1	10
13.1399	Teacher Education and Professional Development, Specific St	0	0	0	0	0	2	0	0	2	2
13.1501	Teacher Assistant/Aide	0	2	0	1	1	26	2	0	32	32
14.0101	Engineering, General	6	6	2	0	3	54	4	66	9	75
14.0901	Computer Engineering, General	0	0	0	0	0	2	0	2	0	2
15.0000	Engineering Technology, General	0	0	0	0	0	6	0	3	3	6
15.0101	Architectural Engineering Technology/Technician	1	0	0	0	1	17	1	16	4	20
15.0201	Civil Engineering Technology/Technician	0	0	0	0	2	28	1	30	1	31
15.0303	Electrical, Electronic and Communications Engineering Tech	1	14	5	0	4	112	9	133	12	145
15.0399	Electrical and Electronic Engineering Technologies/Technici	0	6	4	0	0	45	12	49	18	67
15.0401	Biomedical Technology/Technician	0	0	0	0	0	6	1	7	0	7
15.0403	Electromechanical Technology/Electromechanical Engineering	0	0	0	0	0	1	1	2	0	2
15.0404	Instrumentation Technology/Technician	0	0	0	0	0	1	0	1	0	1
15.0405	Robotics Technology/Technician	1	2	1	0	0	27	4	34	1	35
15.0501	Heating, Air Conditioning and Refrigeration Technology/Tech	2	3	2	0	3	81	7	96	2	98
15.0503	Energy Management and Systems Technology/Technician	0	0	1	0	0	4	0	5	0	5
15.0506	Water Quality and Wastewater Treatment Management and R	0	0	0	0	0	15	1	15	1	16
15.0507	Environmental Engineering Technology/Environmental Techn	0	0	0	0	0	9	1	9	1	10
15.0607	Plastics Engineering Technology/Technician	0	0	0	0	0	7	0	7	0	7
15.0611	Metallurgical Technology/Technician	0	0	0	0	0	3	0	3	0	3
15.0612	Industrial Technology/Technician (NEW)	0	1	0	0	1	7	0	7	2	9
15.0613	Manufacturing Technology/Technician (NEW)	3	10	1	0	4	53	16	71	16	87
15.0699	Industrial Production Technologies/Technicians, Other	9	28	6	0	3	125	15	97	89	186
15.0702	Quality Control Technology/Technician	0	1	0	0	0	31	3	17	18	35
15.0803	Automotive Engineering Technology/Technician	0	0	0	0	2	17	0	19	0	19
15.0805	Mechanical Engineering/Mechanical Technology/Technician	0	1	1	1	0	14	2	16	3	19

TABLE 28: AWARDS CONFERRED BY PROGRAM, ETHNICITY, AND GENDER, 2004-05

CIP Code	Program Name	Non-Resident Alien	Black, Non-Hispanic	Asian	Am. Indian	Hispanic	White, Non-Hispanic	Unknown	Men	Women	Total
15.0899	Mechanical Engineering Related Technologies/Technicians, O	0	0	0	1	0	10	1	12	0	12
15.1001	Construction Engineering Technology/Technician	0	0	0	0	0	25	0	21	4	25
15.1102	Survey Technology/ Surveying	0	1	0	0	0	5	2	7	1	8
15.1103	Hydraulics and Fluid Power Technology/ Technician	0	0	0	0	0	6	0	5	1	6
15.1201	Computer Engineering Technology/ Technician	2	5	1	0	1	1	1	9	2	11
15.1202	Computer Technology/Computer Systems Technology (NEW)	1	3	2	2	1	45	5	48	11	59
15.1203	Computer Hardware Technology/Technician (NEW)	0	1	1	0	0	15	1	16	2	18
15.1301	Drafting and Design Technology/Technician, General	0	2	1	0	3	62	4	57	15	72
15.1302	CAD/CADD Drafting and/or Design Technology/Technician (N	2	2	2	1	9	67	5	73	15	88
15.1303	Architectural Drafting and Architectural CAD/CADD	0	0	0	0	3	20	4	20	7	27
15.1306	Mechanical Drafting and Mechanical Drafting CAD/CADD	5	9	15	2	6	163	22	166	56	222
15.1399	Drafting/Design Engineering Technologies/Technicians, Other	0	1	0	0	0	6	0	5	2	7
15.9999	Engineering Technologies/Technicians, Other	0	0	0	0	0	24	0	21	3	24
16.0101	Foreign Languages and Literatures, General	0	0	0	0	0	5	0	0	5	5
16.1603	Sign Language Interpretation and Translation	0	0	0	0	0	14	2	2	14	16
19.0505	Foodservice Systems Administration/Management	0	0	0	0	0	4	0	4	0	4
19.0605	Home Furnishings and Equipment Installers	0	0	0	0	1	9	0	0	10	10
19.0702	Adult Development and Aging (NEW)	0	3	0	0	0	1	0	0	4	4
19.0706	Child Development	0	20	2	2	0	93	5	0	122	122
19.0708	Child Care and Support Services Management (NEW)	2	51	2	1	5	169	16	6	240	246
19.0709	Child Care Provider/Assistant	1	20	1	0	3	108	2	2	133	135
22.0001	Pre-Law	0	0	0	0	1	9	0	4	6	10
22.0301	Legal Administrative Assistant/Secretary	1	1	0	0	2	21	2	2	25	27
22.0302	Legal Assistant/Paralegal	5	12	3	0	6	123	7	12	144	156
22.0303	Court Reporting/Court Reporter	0	0	0	0	1	2	0	0	3	3
23.0101	English Language and Literature, General	0	0	0	0	1	14	0	7	8	15
23.1001	Speech and Rhetorical Studies	0	1	0	0	1	3	1	1	5	6
24.0101	Liberal Arts and Sciences/Liberal Studies	107	635	57	41	109	3,304	287	1,430	3,110	4,540
24.0102	General Studies	66	300	50	22	31	1853	350	850	1822	2672
24.0103	Humanities/Humanistic Studies	0	0	0	0	0	36	0	13	23	36
24.0199	Liberal Arts and Sciences, General Studies and Humanities,	17	2	0	0	1	20	4	19	25	44
25.0301	Library Assistant/Technician	0	1	0	0	0	8	1	1	9	10
26.0101	Biology/Biological Sciences, General	0	3	2	0	1	41	2	12	37	49

TABLE 28: AWARDS CONFERRED BY PROGRAM, ETHNICITY, AND GENDER, 2004-05

CIP Code	Program Name	Non-Resident Alien	Black, Non-Hispanic	Asian	Am. Indian	Hispanic	White, Non-Hispanic	Unknown	Men	Women	Total
26.1201	Biotechnology	0	0	0	0	0	4	1	4	1	5
27.0101	Mathematics, General	0	1	0	0	1	15	1	8	10	18
30.0101	Biological and Physical Sciences	0	0	0	0	0	8	0	1	7	8
30.1101	Gerontology	0	0	0	0	0	2	0	1	1	2
31.0301	Parks, Recreation and Leisure Facilities Management	0	0	0	0	0	12	0	12	0	12
31.0501	Health and Physical Education, General	0	0	0	0	0	1	0	0	1	1
31.0504	Sport and Fitness Administration/Management	0	1	0	0	0	5	1	2	5	7
31.0505	Kinesiology and Exercise Science	1	2	0	0	0	6	0	1	8	9
40.0101	Physical Sciences	0	1	0	2	2	51	1	19	38	57
40.0501	Chemistry, General	0	1	1	1	0	17	1	11	10	21
40.0601	Geology/Earth Science, General	0	0	0	0	0	1	0	1	0	1
40.0801	Physics, General	0	0	0	0	0	4	0	3	1	4
41.0301	Chemical Technology/Technician	0	1	1	0	0	10	1	8	5	13
41.9999	Science Technologies/Technicians, Other	0	1	0	0	0	1	1	2	1	3
42.0101	Psychology, General	1	4	0	0	3	65	2	15	60	75
42.1601	Social Psychology	0	0	0	1	0	7	0	2	6	8
43.0102	Corrections	1	51	1	1	6	107	6	57	116	173
43.0103	Criminal Justice/Law Enforcement Administration	2	13	2	3	3	175	14	138	74	212
43.0106	Forensic Science and Technology	0	0	0	0	0	0	1	0	1	1
43.0107	Criminal Justice/Police Science	1	40	4	2	17	424	26	345	169	514
43.0110	Juvenile Corrections (NEW)	0	1	0	0	1	1	1	0	4	4
43.0111	Criminalistics and Criminal Science (NEW)	0	2	0	0	1	3	0	0	6	6
43.0113	Corrections Administration (NEW)	0	0	0	0	0	3	0	1	2	3
43.0199	Corrections and Criminal Justice, Other	0	0	0	0	0	21	0	11	10	21
43.0201	Fire Protection and Safety Technology/Technician	0	0	0	0	0	17	3	17	3	20
43.0203	Fire Science/Firefighting	0	2	1	0	1	56	2	59	3	62
44.0000	Human Services, General (NEW)	1	4	0	0	0	11	2	1	17	18
44.0201	Community Organization and Advocacy	0	6	1	0	1	16	2	2	24	26
44.0701	Social Work	0	6	0	1	1	38	3	10	39	49
44.0702	Youth Services/Administration (NEW)	0	1	0	0	0	5	0	0	6	6
45.0101	Social Sciences, General	0	0	0	0	0	3	0	1	2	3
45.0601	Economics, General	0	0	1	0	0	2	0	3	0	3
45.0701	Geography	0	0	0	0	0	4	0	3	1	4

TABLE 28: AWARDS CONFERRED BY PROGRAM, ETHNICITY, AND GENDER, 2004-05

CIP Code	Program Name	Non-Resident Alien	Black, Non-Hispanic	Asian	Am. Indian	Hispanic	White, Non-Hispanic	Unknown	Men	Women	Total
45.0901	International Relations and Affairs	0	1	0	0	0	8	1	3	7	10
45.1001	Political Science and Government, General	0	1	0	0	0	3	0	2	2	4
45.1101	Sociology	2	5	0	0	0	12	0	7	12	19
46.0000	Construction Trades, General (NEW)	1	10	0	0	3	17	2	29	4	33
46.0201	Carpentry/Carpenter	0	0	0	0	0	13	1	14	0	14
46.0302	Electrician	0	4	1	0	2	37	1	43	2	45
46.0303	Lineworker	0	0	0	0	0	24	0	24	0	24
46.0401	Building/Property Maintenance and Manager	0	2	0	0	0	6	1	8	1	9
46.0412	Building/Construction Site Management/Manager (NEW)	0	2	0	0	0	11	0	11	2	13
46.0499	Building/Construction Finishing, Management, and Inspection	0	2	0	0	0	6	0	8	0	8
46.0502	Pipefitting/Pipefitter and Sprinkler Fitter (NEW)	1	0	0	0	0	20	9	29	1	30
46.0503	Plumbing Technology/Plumber (NEW)	0	1	0	0	0	7	2	8	2	10
46.9999	Construction Trades, Other	0	0	0	0	0	1	0	1	0	1
47.0101	Electrical/Electronics Equipment Installation and Repair, G	0	4	0	0	1	12	2	14	5	19
47.0103	Communications Systems Installation and Repair Technology	0	0	0	0	0	1	0	1	0	1
47.0104	Computer Installation and Repair Technology/Technician	0	0	0	0	1	11	0	9	3	12
47.0105	Industrial Electronics Technology/Technician	0	1	1	0	0	9	1	11	1	12
47.0199	Electrical/Electronics Maintenance and Repair Technology, O	0	0	0	0	0	2	0	2	0	2
47.0201	Heating, Air Conditioning, Ventilation and Refrigeration Ma	0	3	3	0	0	49	5	59	1	60
47.0303	Industrial Mechanics and Maintenance Technology	0	11	1	0	2	72	67	137	16	153
47.0603	Autobody/Collision and Repair Technology/Technician	0	2	0	0	0	20	3	25	0	25
47.0604	Automobile/Automotive Mechanics Technology/Technician	6	5	6	2	4	333	40	348	48	396
47.0605	Diesel Mechanics Technology/Technician	0	1	0	0	0	1	1	3	0	3
47.0606	Small Engine Mechanics and Repair Technology/Technician	0	0	0	0	0	2	0	2	0	2
47.0607	Airframe Mechanics and Aircraft Maintenance Technology/Tec	0	0	0	0	1	9	1	11	0	11
47.0608	Aircraft Powerplant Technology/Technician	1	2	0	0	0	6	0	8	1	9
47.0609	Avionics Maintenance Technology/Technician	0	0	0	0	0	7	0	7	0	7
47.0699	Vehicle Maintenance and Repair Technologies, Other	0	1	0	0	1	3	0	5	0	5
47.9999	Mechanic and Repair Technologies/Technicians, Other	0	0	0	0	0	33	2	34	1	35
48.0501	Machine Tool Technology/Machinist	0	3	0	0	1	25	1	27	3	30
48.0503	Machine Shop Technology/Assistant	0	1	0	0	1	22	2	25	1	26
48.0506	Sheet Metal Technology/Sheetworking	0	1	0	0	0	2	0	2	1	3
48.0507	Tool and Die Technology/Technician	0	4	1	0	2	32	5	34	10	44

TABLE 28: AWARDS CONFERRED BY PROGRAM, ETHNICITY, AND GENDER, 2004-05

CIP Code	Program Name	Non-Resident Alien	Black, Non-Hispanic	Asian	Am. Indian	Hispanic	White, Non-Hispanic	Unknown	Men	Women	Total
48.0508	Welding Technology/Welder	0	5	1	0	1	69	2	72	6	78
48.0599	Precision Metal Working, Other	0	0	0	0	0	1	0	1	0	1
48.0703	Cabinetmaking and Millwork/Millwright	0	0	0	1	0	6	3	9	1	10
48.9999	Precision Production, Other	0	2	0	3	3	33	2	38	5	43
49.0102	Airline/Commercial/Professional Pilot and Flight Crew	0	0	0	0	0	14	0	13	1	14
49.0104	Aviation/Airway Management and Operations	2	0	0	0	0	2	0	4	0	4
49.0202	Construction/Heavy Equipment/Earthmoving Equipment Operat	0	1	0	0	2	16	2	21	0	21
49.0205	Truck and Bus Driver/Commercial Vehicle Operation	0	12	0	3	1	75	6	87	10	97
49.0309	Marine Science/Merchant Marine Officer	0	0	0	0	0	11	0	10	1	11
50.0101	Visual and Performing Arts, General	0	1	0	0	0	14	0	4	11	15
50.0402	Commercial and Advertising Art	4	7	3	0	3	119	13	66	83	149
50.0404	Industrial Design	0	0	0	0	0	7	0	1	6	7
50.0408	Interior Design	7	2	0	0	1	36	3	1	48	49
50.0409	Graphic Design (NEW)	7	2	0	1	6	53	8	27	50	77
50.0410	Illustration (NEW)	0	0	0	0	0	2	0	1	1	2
50.0501	Drama and Dramatics/Theatre Arts, General	0	0	1	0	0	7	1	6	3	9
50.0502	Technical Theatre/Theatre Design and Technology	0	0	0	0	0	4	0	2	2	4
50.0602	Cinematography and Film/Video Production	1	0	0	0	0	6	0	6	1	7
50.0605	Photography	2	0	5	3	0	53	7	16	54	70
50.0701	Art/Art Studies, General	3	2	0	0	0	27	0	16	16	32
50.0702	Fine/Studio Arts, General	0	0	1	0	0	16	1	3	15	18
50.0711	Ceramic Arts and Ceramics	0	0	0	0	0	1	0	1	0	1
50.0901	Music, General	0	0	0	0	0	7	0	4	3	7
50.0903	Music Performance, General	0	0	0	0	0	3	0	2	1	3
50.0904	Music Theory and Composition	0	0	0	0	0	1	0	1	0	1
50.0907	Piano and Organ	0	0	0	0	0	1	0	0	1	1
50.0908	Voice and Opera	0	0	0	0	0	1	0	0	1	1
50.0909	Music Management and Merchandising	0	0	1	1	0	1	0	2	1	3
50.9999	Music, Other	0	1	0	0	0	13	2	10	6	16
51.0000	Health Services/Allied Health/Health Sciences, General (NE	2	7	3	0	1	41	6	9	51	60
51.0601	Dental Assisting/Assistant	1	11	1	1	5	116	4	1	138	139
51.0602	Dental Hygiene/Hygienist	6	3	3	2	8	145	14	1	180	181
51.0603	Dental Laboratory Technology/Technician	0	2	1	0	0	2	1	2	4	6

TABLE 28: AWARDS CONFERRED BY PROGRAM, ETHNICITY, AND GENDER, 2004-05

CIP Code	Program Name	Non-Resident Alien	Black, Non-Hispanic	Asian	Am. Indian	Hispanic	White, Non-Hispanic	Unknown	Men	Women	Total
51.0701	Health/Health Care Administration/Management	0	4	0	0	0	0	0	0	4	4
51.0703	Health Unit Coordinator/Ward Clerk	0	12	0	1	7	60	1	4	77	81
51.0705	Medical Office Management/Administration	0	0	0	0	0	5	1	0	6	6
51.0707	Health Information/Medical Records Technology/Technician	0	6	1	0	0	36	3	3	43	46
51.0708	Medical Transcription/Transcriptionist	0	1	0	0	0	52	2	2	53	55
51.0710	Medical Office Assistant/Specialist (NEW)	0	4	1	0	2	11	2	0	20	20
51.0711	Medical/Health Management and Clinical Assistant/Specialist	0	2	0	0	0	0	0	0	2	2
51.0712	Medical Reception/Receptionist (NEW)	0	6	2	0	0	25	1	0	34	34
51.0713	Medical Insurance Coding Specialist/Coder (NEW)	0	1	0	1	2	60	3	1	66	67
51.0714	Medical Insurance Specialist/Medical Biller (NEW)	0	6	1	0	2	45	0	1	53	54
51.0716	Medical Administrative/Executive Assistant and Medical Sec	0	3	1	1	0	76	1	2	80	82
51.0799	Health and Medical Administrative Services, Other	1	1	1	0	0	10	2	7	8	15
51.0801	Medical/Clinical Assistant	0	3	1	0	4	103	9	1	119	120
51.0802	Clinical/Medical Laboratory Assistant	0	0	0	0	0	14	1	1	14	15
51.0803	Occupational Therapist Assistant	0	8	2	0	0	49	2	3	58	61
51.0805	Pharmacy Technician/Assistant	1	19	3	2	9	96	5	32	103	135
51.0806	Physical Therapist Assistant	1	5	6	0	4	52	5	9	64	73
51.0808	Veterinary/Animal Health Technology/Technician and Veterina	0	4	1	0	2	67	6	1	79	80
51.0812	Respiratory Therapy Technician/Assistant (NEW)	0	0	0	0	0	2	0	2	0	2
51.0901	Cardiovascular Technology/Technologist	0	0	0	0	1	10	0	2	9	11
51.0902	Electrocardiograph Technology/Technician	0	0	0	0	0	10	0	0	10	10
51.0904	Emergency Medical Technology/Technician (EMT Paramedic)	1	3	1	2	5	174	26	130	82	212
51.0905	Nuclear Medical Technology/Technologist	0	0	0	0	0	1	0	0	1	1
51.0907	Medical Radiologic Technology/Science ? Radiation Therapist	2	8	1	0	7	147	4	25	144	169
51.0908	Respiratory Care Therapy/Therapist	1	7	8	0	2	87	8	20	93	113
51.0909	Surgical Technology/Technologist	3	20	7	0	3	78	6	12	105	117
51.0910	Diagnostic Medical Sonography/Sonographer and Ultrasound	4	1	2	2	2	66	4	4	77	81
51.0911	Radiologic Technology/Science ? Radiographer (NEW)	2	2	1	0	1	21	1	8	20	28
51.1004	Clinical/Medical Laboratory Technician	0	0	0	1	0	9	3	2	11	13
51.1005	Clinical Laboratory Science/Medical Technology/Technologist	0	0	0	0	0	2	0	0	2	2
51.1008	Histologic Technician (NEW)	0	0	0	0	0	8	0	1	7	8
51.1009	Phlebotomy/Phlebotomist (NEW)	6	21	5	2	15	176	25	30	220	250
51.1101	Pre-Dentistry Studies	0	0	1	0	0	3	0	3	1	4

TABLE 28: AWARDS CONFERRED BY PROGRAM, ETHNICITY, AND GENDER, 2004-05

CIP Code	Program Name	Non-Resident Alien	Black, Non-Hispanic	Asian	Am. Indian	Hispanic	White, Non-Hispanic	Unknown	Men	Women	Total
51.1102	Pre-Medicine/Pre-Medical Studies	1	2	0	0	1	22	1	9	18	27
51.1103	Pre-Pharmacy Studies	1	0	2	0	0	11	1	7	8	15
51.1104	Pre-Veterinary Studies	0	0	0	0	0	9	0	0	9	9
51.1105	Pre-Nursing Studies (NEW)	0	0	0	0	0	2	0	0	2	2
51.1199	Health/Medical Preparatory Programs, Other	0	0	0	0	0	3	1	0	4	4
51.1501	Substance Abuse/Addiction Counseling	0	5	0	0	2	3	1	6	5	11
51.1502	Psychiatric/Mental Health Services Technician	0	10	0	0	0	3	0	5	8	13
51.1504	Community Health Services/Liaison/Counseling	0	5	0	0	0	15	2	1	21	22
51.1599	Mental and Social Health Services and Allied Professions, O	3	17	1	0	4	24	3	6	46	52
51.1601	Nursing - Registered Nurse Training (RN, ASN, BSN, MSN)	47	219	30	22	46	1469	95	201	1727	1928
51.1605	Family Practice Nurse/Nurse Practitioner	1	0	0	0	0	1	0	0	2	2
51.1613	Licensed Practical /vocational Nurse Training (LPN, LVN, Ce	14	53	9	7	22	896	37	94	944	1038
51.1614	Nurse/Nursing Assistant/Aide and Patient Care Assistant	11	87	12	5	12	194	21	46	296	342
51.1699	Nursing, Other	0	0	0	0	0	1	0	0	1	1
51.2306	Occupational Therapy/Therapist	0	0	0	0	0	4	0	0	4	4
51.2308	Physical Therapy/Therapist	0	3	0	0	0	6	1	5	5	10
51.2309	Therapeutic Recreation/ Recreational Therapy	0	0	0	0	0	5	0	1	4	5
51.3101	Dietetics/ Dietitian (RD)	0	0	0	0	1	1	0	0	2	2
51.3199	Dietetics and Clinical Nutrition Services, Other (NEW)	0	0	0	0	0	5	0	0	5	5
51.3501	Massage Therapy/Therapeutic Massage	2	6	1	2	2	79	2	8	86	94
51.3601	Movement Therapy and Movement Education	0	0	0	0	0	1	0	0	1	1
51.9999	Health Professions and Related Clinical Sciences, Other	0	0	0	0	0	1	0	0	1	1
52.0101	Business/Commerce, General	8	34	7	6	10	340	40	159	286	445
52.0201	Business Administration and Management, General	54	124	13	6	23	826	52	402	696	1098
52.0204	Office Management and Supervision	4	11	7	1	5	67	10	42	63	105
52.0205	Operations Management and Supervision	0	0	0	0	0	2	0	1	1	2
52.0207	Customer Service Management (NEW)	0	0	0	0	0	2	0	1	1	2
52.0208	E-Commerce/Electronic Commerce (NEW)	0	0	0	0	1	8	0	8	1	9
52.0299	Business/Managerial Operations, Other	0	0	1	0	0	2	0	2	1	3
52.0301	Accounting	9	1	4	2	0	57	7	15	65	80
52.0302	Accounting Technology/Technician and Bookkeeping	8	23	12	3	3	258	12	52	267	319
52.0401	Administrative Assistant and Secretarial Science, General	0	9	0	0	10	110	1	4	126	130
52.0402	Executive Assistant/Executive Secretary	0	5	2	2	4	52	3	1	67	68

TABLE 28: AWARDS CONFERRED BY PROGRAM, ETHNICITY, AND GENDER, 2004-05

CIP Code	Program Name	Non-Resident	Black, Non-	Am.	White, Non-			Men	Women	Total	
		Alien	Hispanic	Asian	Indian	Hispanic	Hispanic				Unknown
52.0406	Receptionist	0	1	0	0	0	3	0	0	4	4
52.0407	Business/Office Automation/Technology/Data Entry	1	4	1	0	1	34	5	0	46	46
52.0408	General Office Occupations and Clerical Services	1	0	1	0	0	23	0	0	25	25
52.0411	Customer Service Support/Call Center/Teleservice Operation	0	0	0	0	0	5	0	3	2	5
52.0499	Business Operations Support and Secretarial Services, Other	0	0	0	0	0	4	0	1	3	4
52.0501	Business/Corporate Communications	0	0	0	0	0	8	0	2	6	8
52.0701	Entrepreneurship/Entrepreneurial Studies	1	1	0	0	0	11	0	6	7	13
52.0703	Small Business Administration/Management (NEW)	0	0	0	1	1	36	0	13	25	38
52.0801	Finance, General	0	0	0	0	0	1	0	0	1	1
52.0803	Banking and Financial Support Services	0	0	0	0	2	4	0	0	6	6
52.0901	Hospitality Administration/Management, General	0	1	0	0	0	6	1	4	4	8
52.0903	Tourism and Travel Services Management	4	0	1	0	0	2	0	2	5	7
52.0904	Hotel/Motel Administration/Management (NEW)	0	0	0	0	0	2	0	1	1	2
52.0905	Restaurant/Food Services Management (NEW)	0	0	0	0	0	3	0	0	3	3
52.0999	Hospitality Administration/Management, Other	1	0	0	0	0	1	0	1	1	2
52.1001	Human Resources Management/Personnel Administration, Ge	1	3	1	0	0	19	2	5	21	26
52.1002	Labor and Industrial Relations	0	0	0	0	0	2	0	0	2	2
52.1101	International Business/Trade/Commerce	9	0	0	0	1	5	0	5	10	15
52.1201	Management Information Systems, General	1	1	1	0	0	19	1	15	8	23
52.1206	Information Resources Management/CIO Training (NEW)	0	1	0	0	0	4	0	0	5	5
52.1299	Management Information Systems and Services, Other	0	5	0	0	0	0	0	0	5	5
52.1401	Marketing/Marketing Management, General	1	0	0	3	0	85	4	30	63	93
52.1501	Real Estate	0	1	0	1	1	3	0	2	4	6
52.1801	Sales, Distribution and Marketing Operations, General	0	0	0	0	1	14	1	5	11	16
52.1802	Merchandising and Buying Operations	0	0	0	0	0	4	0	0	4	4
52.1803	Retailing and Retail Operations	0	0	0	0	0	3	1	2	2	4
52.1804	Selling Skills and Sales Operations	5	2	3	1	0	22	1	16	18	34
52.1902	Fashion Merchandising	0	1	0	0	0	7	0	2	6	8
52.2001	Construction Management (NEW)	0	1	0	1	0	1	0	3	0	3
52.9999	Business, Management, Marketing, and Related Support Serv	0	0	0	0	1	21	0	6	16	22
54.0101	History, General	0	0	0	0	0	5	0	4	1	5
TOTAL		564	2,409	405	201	584	18,079	1,646	8,156	15,732	23,888

TABLE 29: TOP TWENTY PROGRAMS IN WHICH THE GREATEST NUMBER OF AWARDS WERE CONFERRED, 2004-05

Sixty-six percent (66%) of the awards conferred were in the following programs:

CIP Code	Program Name	Non-Resident Alien	Black, Non-Hispanic	Asian	Am. Indian	Hispanic	White, Non-Hispanic	Unknown	Men	Women	Total
24.0101	Liberal Arts and Sciences/Liberal Studies	107	635	57	41	109	3,304	287	1,430	3,110	4,540
24.0102	General Studies	66	300	50	22	31	1,853	350	850	1,822	2,672
51.1601	Nursing - Registered Nurse Training (RN, ASN, BSN, MSN)	47	219	30	22	46	1,469	95	201	1,727	1,928
52.0201	Business Administration and Management, General	54	124	13	6	23	826	52	402	696	1,098
51.1613	Licensed Practical /Vocational Nurse Training (LPN, LVN, C	14	53	9	7	22	896	37	94	944	1,038
43.0107	Criminal Justice/Police Science	1	40	4	2	17	424	26	345	169	514
52.0101	Business/Commerce, General	8	34	7	6	10	340	40	159	286	445
13.0101	Education, General	0	22	2	9	9	388	10	156	284	440
47.0604	Automobile/Automotive Mechanics Technology/Technician	6	5	6	2	4	333	40	348	48	396
51.1614	Nurse/Nursing Assistant/Aide and Patient Care Assistant	11	87	12	5	12	194	21	46	296	342
52.0302	Accounting Technology/Technician and Bookkeeping	8	23	12	3	3	258	12	52	267	319
13.1202	Elementary Education and Teaching	1	58	3	1	6	188	6	34	229	263
51.1009	Phlebotomy/Phlebotomist (NEW)	6	21	5	2	15	176	25	30	220	250
19.0708	Child Care and Support Services Management (NEW)	2	51	2	1	5	169	16	6	240	246
11.0201	Computer Programming/Programmer, General	19	32	11	2	5	143	24	141	95	236
15.1306	Mechanical Drafting and Mechanical Drafting CAD/CADD	5	9	15	2	6	163	22	166	56	222
12.0503	Culinary Arts/Chef Training	4	12	1	2	9	176	15	105	114	219
43.0103	Criminal Justice/Law Enforcement Administration	2	13	2	3	3	175	14	138	74	212
51.0904	Emergency Medical Technology/Technician (EMT Paramed	1	3	1	2	5	174	26	130	82	212
15.0699	Industrial Production Technologies/Technicians, Other	9	28	6	0	3	125	15	97	89	186
TOTAL		371	1,769	248	140	343	11,774	1,133	4,930	10,848	15,778

AWARDS CONFERRED BY SPECIAL POPULATIONS, 2004-05

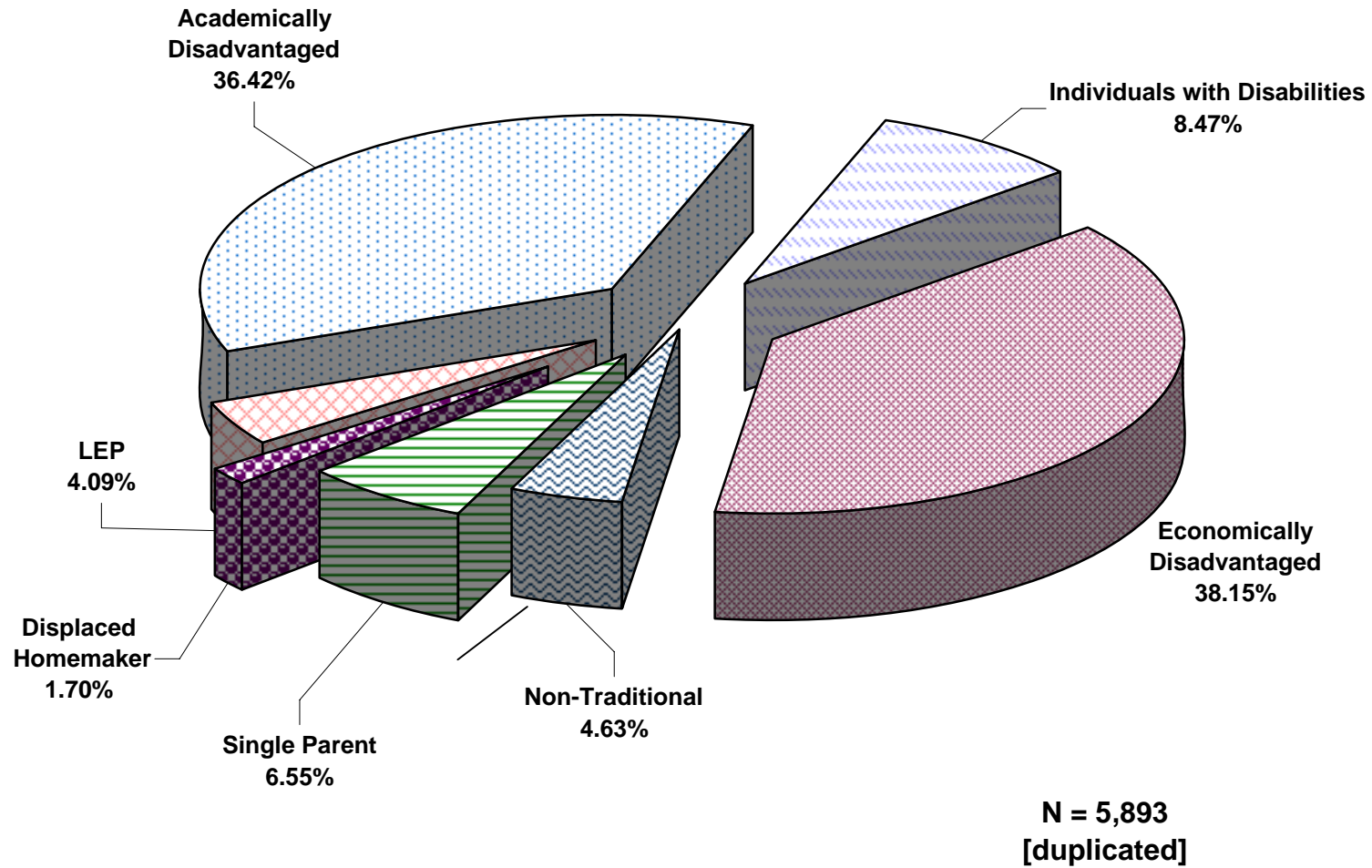


TABLE 30: AWARDS CONFERRED BY SPECIAL POPULATION AND COMMUNITY COLLEGE, 2004-05

COMMUNITY COLLEGE	Individ. With Disabilities	Economically Disadvantaged	Non-Traditional	Single Parent	Displaced Homemaker	LEP	Academically Disadvantaged
Alpena	3	47	3	13	1	0	61
Bay de Noc	8	50	7	11	3	1	86
Mott	7	33	0	6	3	0	34
Delta	14	284	54	0	0	0	228
Glen Oaks	11	19	6	24	4	1	25
Gogebic	10	48	11	5	1	0	25
Grand Rapids	42	25	4	10	2	12	15
Henry Ford	36	533	6	18	5	1	196
Jackson	13	217	38	8	2	0	14
Kalamazoo Valley	43	164	44	7	10	0	287
Kellogg	6	42	2	24	4	2	50
Kirtland	6	122	22	1	5	1	121
Lake Michigan	9	68	6	6	6	5	28
Lansing	3	22	0	0	0	1	189
Macomb	8	76	7	31	5	70	147
Mid Michigan	3	28	13	15	11	1	13
Monroe	0	0	0	0	0	0	0
Montcalm	2	14	0	13	8	0	6
Muskegon	7	20	4	11	2	0	23
North Central	11	23	4	10	5	0	20
Northwestern	1	15	3	4	2	0	5
Oakland	113	60	0	8	1	87	235
St. Clair	5	24	9	0	1	0	78
Schoolcraft	44	124	8	29	4	2	144
Southwestern	3	13	3	6	2	0	12
Washtenaw	67	121	15	119	10	50	56
Wayne County	18	41	3	7	3	7	48
West Shore	6	15	1	0	0	0	0
TOTAL	499	2,248	273	386	100	241	2,146
<i>2003-04</i>	<i>450</i>	<i>2,106</i>	<i>199</i>	<i>308</i>	<i>62</i>	<i>208</i>	<i>1,270</i>

**TABLE 31: AWARDS CONFERRED BY SPECIAL POPULATIONS AND PROGRAM,
2004-05**

CIP Code	Program Name	Individuals with Disabilities	Econ. Disadvan- taged	Non- Traditional	Single Parent	Displaced Homemaker	LEP	Academic ally Disadvan- taged
01.0000	Agriculture, General	0	1	0	0	0	0	1
01.0605	Landscaping and Groundskeeping	1	0	0	0	0	0	0
04.0901	Architectural Technology/Technician (NEW)	0	1	0	0	0	1	0
09.0102	Mass Communication/ Media Studies	1	1	0	0	0	0	0
09.0701	Radio and Television	0	4	0	0	0	0	3
10.0201	Photographic and Film/ Video Technology/Technician and /	3	1	0	1	0	0	0
10.0303	Prepress/Desktop Publishing and Digital Imaging Design	0	1	0	0	0	0	0
10.0304	Animation, Interactive Technology, Video Graphics and Sp	1	3	1	0	0	0	4
10.0305	Graphic and Printing Equipment Operator, General Producti	1	1	0	0	0	0	2
10.9999	Communications Technologies/Technicians and Support Se	1	0	0	0	1	0	1
11.0101	Computer and Information Sciences, General	0	0	0	0	0	0	1
11.0103	Information Technology (NEW)	0	0	0	0	0	5	7
11.0199	Computer Science, Other (NEW)	0	1	0	0	0	0	1
11.0201	Computer Programming/Programmer, General	5	30	0	2	0	13	22
11.0202	Computer Programming Special Applications (NEW)	2	6	0	0	0	2	6
11.0301	Data Processing and Data Processing Technology/Technici	2	5	0	0	0	1	3
11.0501	Computer Systems Analysis/Analyst	1	4	0	1	1	0	7
11.0601	Data Entry/Microcomputer Applications, General (NEW)	1	5	1	3	0	1	5
11.0602	Word Processing (NEW)	0	2	0	0	0	0	2
11.0801	Web Page, Digital/Multimedia and Information Resources D	2	3	0	0	0	4	1
11.0803	Computer Graphics (NEW)	4	7	0	1	0	0	15
11.0899	Computer Software and Media Applications, Other (NEW)	0	6	0	2	0	2	4
11.0901	Computer Systems Networking and Telecommunications (N	3	9	1	0	0	1	8
11.1001	System Administration/Administrator (NEW)	0	2	0	0	0	0	1
11.1002	System, Networking, and LAN/WAN Management/Manager	0	2	0	0	0	0	2
11.1004	Web/Multimedia Management and Webmaster (NEW)	1	4	0	0	0	0	3
11.1099	Computer/Information Technology Services Administration &	0	0	0	0	0	1	0
11.9999	Computer and Information Sciences and Support Services,	0	0	0	0	0	1	0
12.0401	Cosmetology/Cosmetologist, General	2	10	0	0	2	1	9
12.0412	Salon/Beauty Salon Management/Manager (NEW)	1	2	0	0	0	0	5

**TABLE 31: AWARDS CONFERRED BY SPECIAL POPULATIONS AND PROGRAM,
2004-05**

CIP Code	Program Name	Individuals with Disabilities	Econ. Disadvan- taged	Non- Traditional	Single Parent	Displaced Homemaker	LEP	Academic ally Disadvan- taged
12.0413	Cosmetology, Barber/Styling, and Nail Instructor (NEW)	0	2	0	0	0	0	0
12.0501	Baking and Pastry Arts/Baker/Pastry Chef	2	2	0	2	1	1	1
12.0503	Culinary Arts/Chef Training	6	7	0	2	0	0	10
12.0504	Restaurant, Culinary, and Catering Management/Manager	1	1	0	0	0	0	0
12.0506	Meat Cutting/Meat Cutter	0	0	0	0	0	0	1
12.0508	Institutional Food Workers (NEW)	0	1	0	1	0	1	0
13.0101	Education, General	9	13	0	4	0	0	9
13.1001	Special Education and Teaching, General	1	4	0	0	0	0	0
13.1201	Adult and Continuing Education and Teaching	0	3	0	0	0	0	0
13.1202	Elementary Education and Teaching	7	12	0	2	1	0	29
13.1205	Secondary Education and Teaching	2	12	0	1	0	0	1
13.1209	Kindergarten/PreSchool Education and Teaching (NEW)	1	23	0	0	0	0	1
13.1210	Early Childhood Education and Teaching (NEW)	4	15	1	4	5	0	6
13.1501	Teacher Assistant/Aide	0	4	0	0	0	0	2
14.0101	Engineering, General	0	6	0	0	0	0	3
14.0901	Computer Engineering, General	1	1	0	0	0	0	0
15.0000	Engineering Technology, General	0	2	0	1	0	0	0
15.0101	Architectural Engineering Technology/Technician	1	2	0	0	0	1	3
15.0201	Civil Engineering Technology/Technician	0	2	0	0	0	0	4
15.0303	Electrical, Electronic and Communications Engineering Tec	1	16	3	0	0	1	12
15.0399	Electrical and Electronic Engineering Technologies/Technici	0	1	0	0	0	2	5
15.0401	Biomedical Technology/Technician	0	0	0	0	0	0	1
15.0405	Robotics Technology/Technician	1	1	0	0	0	0	2
15.0501	Heating, Air Conditioning and Refrigeration Technology/Tec	0	6	0	0	0	2	9
15.0506	Water Quality and Wastewater Treatment Management and	2	6	1	0	0	0	8
15.0507	Environmental Engineering Technology/Environmental Tect	0	2	0	0	0	0	3
15.0607	Plastics Engineering Technology/Technician	0	0	0	0	0	1	0
15.0612	Industrial Technology/Technician (NEW)	0	1	0	0	0	0	1
15.0613	Manufacturing Technology/Technician (NEW)	1	3	1	0	0	2	8
15.0699	Industrial Production Technologies/Technicians, Other	8	23	2	15	3	2	11

**TABLE 31: AWARDS CONFERRED BY SPECIAL POPULATIONS AND PROGRAM,
2004-05**

CIP Code	Program Name	Individuals with Disabilities	Econ. Disadvan- taged	Non- Traditional	Single Parent	Displaced Homemaker	LEP	Academic ally Disadvan- taged
15.0702	Quality Control Technology/Technician	1	2	0	0	1	0	1
15.0803	Automotive Engineering Technology/Technician	1	3	0	0	0	1	4
15.0805	Mechanical Engineering/Mechanical Technology/Technician	0	5	2	0	0	0	3
15.0899	Mechanical Engineering Related Technologies/Technicians,	1	0	0	0	0	0	0
15.1001	Construction Engineering Technology/Technician	1	4	0	0	0	1	3
15.1102	Survey Technology/ Surveying	0	0	0	0	0	2	2
15.1103	Hydraulics and Fluid Power Technology/ Technician	1	1	1	0	0	0	0
15.1201	Computer Engineering Technology/ Technician	0	1	0	0	0	0	2
15.1202	Computer Technology/Computer Systems Technology (NE'	0	3	2	0	0	0	3
15.1203	Computer Hardware Technology/Technician (NEW)	0	0	0	0	0	1	1
15.1301	Drafting and Design Technology/Technician, General	4	9	4	1	0	0	15
15.1302	CAD/CADD Drafting and/or Design Technology/Technician	9	9	3	0	0	4	9
15.1303	Architectural Drafting and Architectural CAD/CADD	0	2	0	0	0	3	0
15.1306	Mechanical Drafting and Mechanical Drafting CAD/CADD	14	11	3	0	0	5	10
15.1399	Drafting/Design Engineering Technologies/Technicians, Oth	1	1	0	0	0	0	0
15.9999	Engineering Technologies/Technicians, Other	1	0	0	0	0	0	0
19.0605	Home Furnishings and Equipment Installers	2	0	0	0	0	0	0
19.0706	Child Development	3	14	0	2	0	1	12
19.0708	Child Care and Support Services Management (NEW)	10	12	0	10	2	1	22
19.0709	Child Care Provider/Assistant	7	13	0	6	0	0	9
22.0301	Legal Administrative Assistant/Secretary	0	4	1	1	1	0	9
22.0302	Legal Assistant/Paralegal	3	11	1	5	1	2	9
23.0101	English Language and Literature, General	0	1	0	0	0	1	0
24.0101	Liberal Arts and Sciences/Liberal Studies	87	227	5	13	3	30	297
24.0102	General Studies	68	200	4	45	8	48	181
24.0103	Humanities/Humanistic Studies	0	4	1	0	0	0	2
24.0199	Liberal Arts and Sciences, General Studies and Humanities,	0	3	0	0	0	4	6
26.0101	Biology/Biological Sciences, General	0	9	0	0	0	0	4
27.0101	Mathematics, General	1	0	0	0	0	1	0
30.0101	Biological and Physical Sciences	0	1	0	0	0	0	0

**TABLE 31: AWARDS CONFERRED BY SPECIAL POPULATIONS AND PROGRAM,
2004-05**

CIP Code	Program Name	Individuals with Disabilities	Econ. Disadvan- taged	Non- Traditional	Single Parent	Displaced Homemaker	LEP	Academic- ally Disadvan- taged
31.0301	Parks, Recreation and Leisure Facilities Management	0	4	0	0	0	0	2
31.0504	Sport and Fitness Administration/Management	0	1	0	0	0	0	0
31.0505	Kinesiology and Exercise Science	1	0	0	0	0	0	2
40.0101	Physical Sciences	1	8	0	0	0	0	0
40.0501	Chemistry, General	0	1	0	0	0	0	0
41.0301	Chemical Technology/Technician	0	2	2	0	0	0	2
42.0101	Psychology, General	2	3	0	0	0	0	4
43.0102	Corrections	1	32	32	2	0	1	27
43.0103	Criminal Justice/Law Enforcement Administration	5	24	4	0	1	0	14
43.0107	Criminal Justice/Police Science	9	46	32	10	2	0	56
43.0110	Juvenile Corrections (NEW)	0	0	0	0	0	0	3
43.0113	Corrections Administration (NEW)	0	2	2	0	0	0	3
43.0199	Corrections and Criminal Justice, Other	0	1	3	0	0	0	4
43.0201	Fire Protection and Safety Technology/Technician	0	0	0	0	0	0	1
43.0203	Fire Science/Firefighting	1	2	2	0	0	0	4
44.0000	Human Services, General (NEW)	1	6	0	7	0	0	5
44.0201	Community Organization and Advocacy	0	3	0	1	0	0	3
44.0701	Social Work	2	1	0	0	0	0	1
44.0702	Youth Services/Administration (NEW)	0	2	0	0	0	0	2
45.0901	International Relations and Affairs	0	2	0	0	0	0	4
45.1101	Sociology	1	4	0	0	0	0	0
46.0000	Construction Trades, General (NEW)	1	4	0	1	0	0	0
46.0201	Carpentry/Carpenter	0	1	0	0	0	0	1
46.0302	Electrician	0	1	0	0	0	0	1
46.0303	Lineworker	0	1	0	0	0	0	2
46.0499	Building/Construction Finishing, Management, and Inspectic	1	2	0	0	0	0	3
46.0503	Plumbing Technology/Plumber (NEW)	0	1	0	0	0	0	0
46.9999	Construction Trades, Other	1	0	0	0	0	0	1
47.0101	Electrical/Electronics Equipment Installation and Repair, G	0	0	0	0	0	0	1
47.0104	Computer Installation and Repair Technology/Technician	0	0	0	0	0	0	1

**TABLE 31: AWARDS CONFERRED BY SPECIAL POPULATIONS AND PROGRAM,
2004-05**

CIP Code	Program Name	Individuals with Disabilities	Econ. Disadvan- taged	Non- Traditional	Single Parent	Displaced Homemaker	LEP	Academic ally Disadvan- taged
47.0105	Industrial Electronics Technology/Technician	0	0	0	0	0	0	1
47.0201	Heating, Air Conditioning, Ventilation and Refrigeration Ma	1	5	1	0	0	0	3
47.0303	Industrial Mechanics and Maintenance Technology	0	5	0	0	0	0	5
47.0603	Autobody/Collision and Repair Technology/Technician	2	3	0	0	0	0	0
47.0604	Automobile/Automotive Mechanics Technology/Technician	22	60	13	0	0	3	69
47.0606	Small Engine Mechanics and Repair Technology/Technician	0	0	0	0	0	0	2
47.0607	Airframe Mechanics and Aircraft Maintenance Technology/T	0	1	0	0	0	0	1
47.0608	Aircraft Powerplant Technology/Technician	0	0	0	0	0	0	2
47.0609	Avionics Maintenance Technology/Technician	0	0	0	0	0	0	1
47.9999	Mechanic and Repair Technologies/Technicians, Other	0	1	0	0	0	0	6
48.0501	Machine Tool Technology/Machinist	2	2	1	0	1	1	1
48.0503	Machine Shop Technology/Assistant	0	2	0	0	0	0	4
48.0507	Tool and Die Technology/Technician	1	4	0	0	0	0	5
48.0508	Welding Technology/Welder	3	5	1	0	0	0	6
48.9999	Precision Production, Other	0	3	2	0	0	0	0
49.0102	Airline/Commercial/Professional Pilot and Flight Crew	0	1	0	0	0	0	0
49.0104	Aviation/Airway Management and Operations	1	0	0	0	0	1	1
49.0202	Construction/Heavy Equipment/Earthmoving Equipment Op	0	0	0	0	0	0	1
49.0205	Truck and Bus Driver/Commercial Vehicle Operation	0	0	0	0	0	1	0
50.0402	Commercial and Advertising Art	3	14	0	3	1	6	15
50.0404	Industrial Design	0	5	0	0	0	0	0
50.0408	Interior Design	1	5	0	1	0	1	4
50.0409	Graphic Design (NEW)	3	5	1	0	0	1	9
50.0501	Drama and Dramatics/Theatre Arts, General	2	2	0	0	0	0	0
50.0701	Art/Art Studies, General	0	1	0	0	0	0	0
50.0904	Music Theory and Composition	0	1	0	0	0	0	0
50.0999	Music, Other	1	1	0	0	0	0	0
51.0000	Health Services/Allied Health/Health Sciences, General (NE	1	6	0	1	0	0	3
51.0601	Dental Assisting/Assistant	2	7	0	5	1	0	5
51.0602	Dental Hygiene/Hygienist	2	22	0	5	3	1	17

**TABLE 31: AWARDS CONFERRED BY SPECIAL POPULATIONS AND PROGRAM,
2004-05**

CIP Code	Program Name	Individuals with Disabilities	Econ. Disadvan- taged	Non- Traditional	Single Parent	Displaced Homemaker	LEP	Academic- ally Disadvan- taged
51.0701	Health/Health Care Administration/Management	0	0	0	0	0	0	1
51.0703	Health Unit Coordinator/Ward Clerk	0	1	0	0	0	0	4
51.0705	Medical Office Management/Administration	0	3	0	0	1	0	3
51.0707	Health Information/Medical Records Technology/Technician	1	18	1	3	0	0	3
51.0708	Medical Transcription/Transcriptionist	2	11	1	1	1	0	5
51.0710	Medical Office Assistant/Specialist (NEW)	1	3	0	1	0	0	2
51.0712	Medical Reception/Receptionist (NEW)	2	4	0	1	0	0	7
51.0713	Medical Insurance Coding Specialist/Coder (NEW)	2	7	0	1	0	0	5
51.0714	Medical Insurance Specialist/Medical Biller (NEW)	0	11	0	1	0	0	7
51.0716	Medical Administrative/Executive Assistant and Medical Sec	1	7	0	3	4	0	11
51.0799	Health and Medical Administrative Services, Other	0	0	0	0	0	0	2
51.0801	Medical/Clinical Assistant	0	13	1	3	0	1	11
51.0803	Occupational Therapist Assistant	2	6	1	0	1	0	4
51.0805	Pharmacy Technician/Assistant	0	7	3	0	0	0	10
51.0806	Physical Therapist Assistant	0	15	1	0	0	0	6
51.0808	Veterinary/Animal Health Technology/Technician and Veteri	0	0	0	0	0	0	2
51.0812	Respiratory Therapy Technician/Assistant (NEW)	0	1	0	0	0	0	1
51.0901	Cardiovascular Technology/Technologist	0	4	2	0	0	0	0
51.0904	Emergency Medical Technology/Technician (EMT Paramed	2	5	2	1	0	0	12
51.0907	Medical Radiologic Technology/Science ? Radiation Therap	2	39	5	11	5	0	14
51.0908	Respiratory Care Therapy/Therapist	2	23	4	3	0	3	15
51.0909	Surgical Technology/Technologist	3	19	2	2	1	1	15
51.0910	Diagnostic Medical Sonography/Sonographer and Ultrasour	0	12	0	0	0	3	5
51.0911	Radiologic Technology/Science ? Radiographer (NEW)	0	2	1	0	0	1	1
51.1004	Clinical/Medical Laboratory Technician	0	1	0	1	0	0	0
51.1009	Phlebotomy/Phlebotomist (NEW)	1	2	0	0	0	0	28
51.1102	Pre-Medicine/Pre-Medical Studies	0	0	0	0	0	1	0
51.1103	Pre-Pharmacy Studies	0	2	0	0	0	0	1
51.1105	Pre-Nursing Studies (NEW)	0	0	0	0	0	0	1
51.1501	Substance Abuse/Addiction Counseling	0	1	0	0	0	0	1

**TABLE 31: AWARDS CONFERRED BY SPECIAL POPULATIONS AND PROGRAM,
2004-05**

CIP Code	Program Name	Individuals with Disabilities	Econ. Disadvan- taged	Non- Traditional	Single Parent	Displaced Homemaker	LEP	Academic ally Disadvan- taged
51.1502	Psychiatric/Mental Health Services Technician	1	1	0	0	0	0	2
51.1504	Community Health Services/Liaison/Counseling	3	1	0	0	0	0	2
51.1599	Mental and Social Health Services and Allied Professions, C	0	1	0	0	0	1	7
51.1601	Nursing - Registered Nurse Training (RN, ASN, BSN, MSN)	27	385	55	75	18	15	318
51.1605	Family Practice Nurse/Nurse Practitioner	0	1	0	0	0	0	0
51.1613	Licensed Practical /Vocational Nurse Training (LPN, LVN, C	15	210	43	53	19	4	203
51.1614	Nurse/Nursing Assistant/Aide and Patient Care Assistant	6	16	0	17	2	10	23
51.2309	Therapeutic Recreation/ Recreational Therapy	0	1	0	0	0	0	0
51.3501	Massage Therapy/Therapeutic Massage	1	9	1	0	0	1	6
51.3601	Movement Therapy and Movement Education	0	1	0	0	0	0	0
52.0101	Business/Commerce, General	3	31	0	4	1	3	15
52.0201	Business Administration and Management, General	22	100	1	10	2	16	90
52.0204	Office Management and Supervision	2	7	0	6	0	0	6
52.0208	E-Commerce/Electronic Commerce (NEW)	0	1	0	0	0	0	0
52.0299	Business/Managerial Operations, Other	0	0	0	0	0	1	0
52.0301	Accounting	1	2	0	1	0	6	5
52.0302	Accounting Technology/Technician and Bookkeeping	5	41	6	8	0	4	30
52.0401	Administrative Assistant and Secretarial Science, General	4	30	3	8	1	0	29
52.0402	Executive Assistant/Executive Secretary	3	6	1	1	1	1	10
52.0407	Business/Office Automation/Technology/Data Entry	7	11	0	1	0	0	7
52.0408	General Office Occupations and Clerical Services	2	2	0	0	0	0	6
52.0499	Business Operations Support and Secretarial Services, Other	0	0	0	1	0	0	1
52.0501	Business/Corporate Communications	0	1	0	1	0	0	1
52.0701	Entrepreneurship/Entrepreneurial Studies	1	2	0	1	0	0	1
52.0703	Small Business Administration/Management (NEW)	0	8	0	0	0	0	4
52.0901	Hospitality Administration/Management, General	0	1	0	0	0	0	1
52.0904	Hotel/Motel Administration/Management (NEW)	0	1	0	0	0	0	0
52.0905	Restaurant/Food Services Management (NEW)	0	0	0	1	0	0	0
52.1001	Human Resources Management/Personnel Administration,	0	1	0	1	0	0	2
52.1299	Management Information Systems and Services, Other	3	2	0	1	0	0	2

**TABLE 31: AWARDS CONFERRED BY SPECIAL POPULATIONS AND PROGRAM,
2004-05**

CIP Code	Program Name	Individuals with Disabilities	Econ. Disadvan- taged	Non- Traditional	Single Parent	Displaced Homemaker	LEP	Academic ally Disadvan- taged
52.1401	Marketing/Marketing Management, General	1	6	4	2	0	0	11
52.1803	Retailing and Retail Operations	0	1	1	0	0	0	2
52.1804	Selling Skills and Sales Operations	1	2	0	0	0	1	3
52.2001	Construction Management (NEW)	0	1	0	0	0	0	1
52.9999	Business, Management, Marketing, and Related Support Se	1	1	0	1	0	0	3
		0	0	0	0	0	0	0
TOTAL		499	2,248	273	386	96	240	2,123
<i>2003-04</i>		<i>450</i>	<i>2,106</i>	<i>199</i>	<i>308</i>	<i>62</i>	<i>208</i>	<i>1,270</i>